



## Propomacrus cypriacus

---

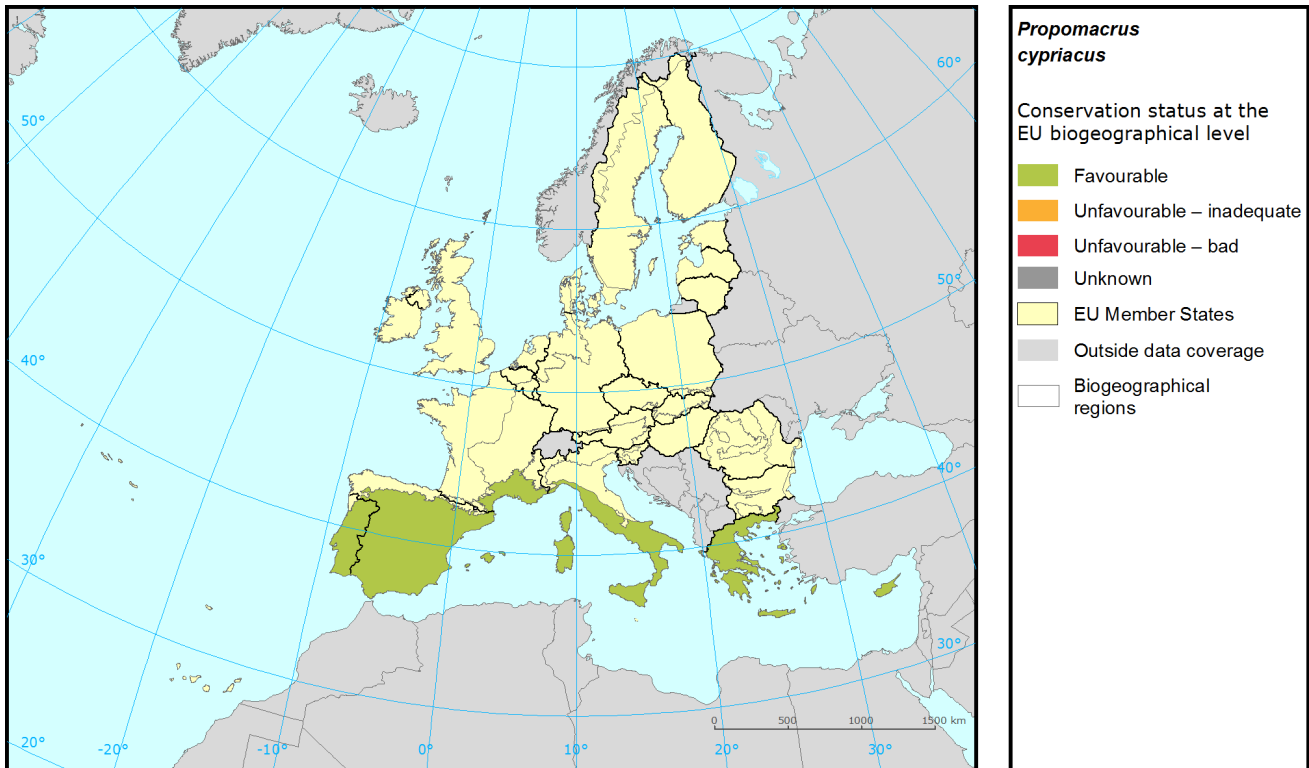
<b>Annex</b>	II, IV
<b>Priority</b>	No
<b>Species group</b>	Arthropods
<b>Regions</b>	Mediterranean

The beetle *Propomacrus cypriacus* described in 2002 is found only in Cyprus. This species lives in stands of old trees and more rarely in lowland maquis with old carob trees. It is often found in linear or solitary stands of old trees, along streets, rivers or in parks, and has also been found in orchards. Larvae have been found in decaying wood of Aleppo oaks and carob trees.

In the Mediterranean region this species is reported only from Cyprus. Its conservation status for the region is assessed as favourable. Cyprus reports the range as favourable although its trend is assessed as unknown. The removals of dead and dying trees are given as major threat and pressure for this species in the region.

**Species: *Propomacrus cypriacus***  
 Report under the Article 17 of the Habitats Directive

## Assessment of conservation status at the European biogeographical level

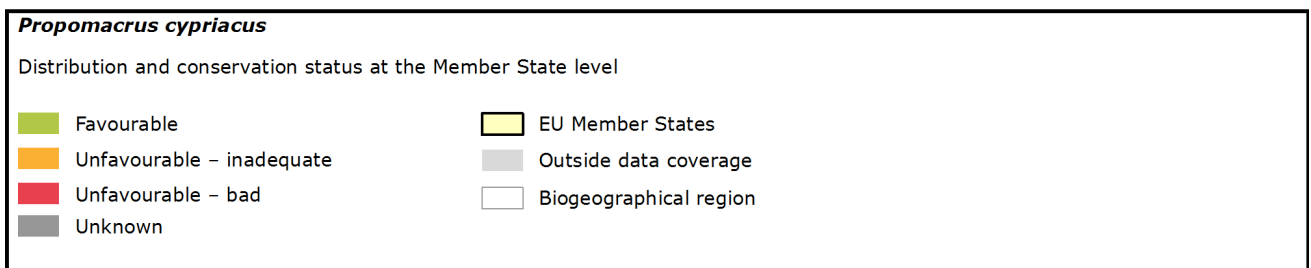
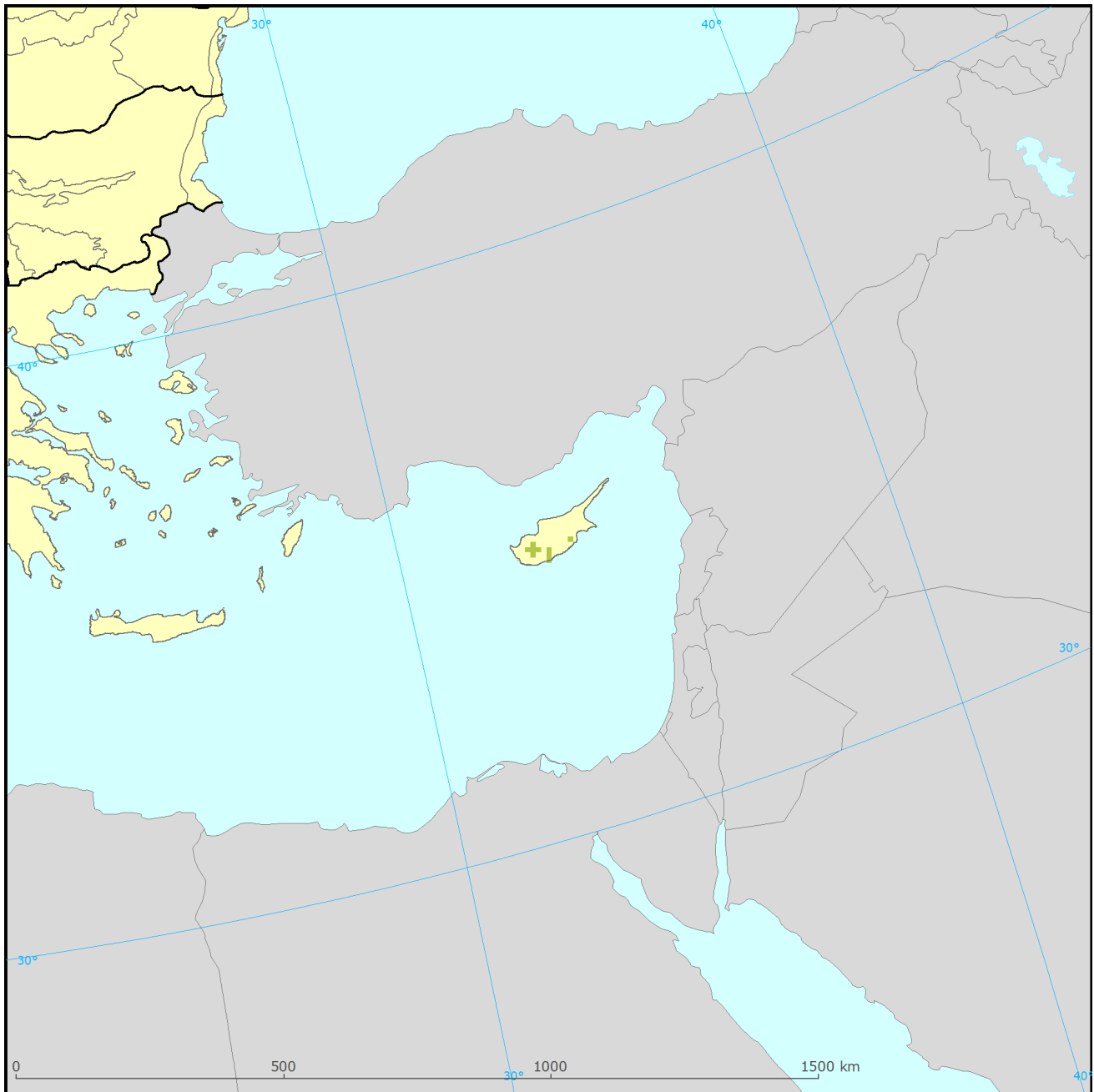


Region	Conservation status (CS) of parameters				Current CS	Trend in CS	% in region	Previous CS	Reason for change
	Range	Population	Habitat	Future prospects					
MED	FV	XX	FV	FV	FV	=	100	XX	Not genuine

See the endnote for more information<sup>i</sup>

Species: *Propomacrus cypriacus*  
Report under the Article 17 of the Habitats Directive

Assessment of conservation status at the Member State level



The map shows both Conservation Status and distribution using a 10 km x 10 km grid. Conservation status is assessed at biogeographical level. Therefore the representation in each grid cell is only illustrative.

# Species: *Propomacrus cypriacus*

Report under the Article 17 of the Habitats Directive

MS	Region	Conservation status of parameters				Current CS	Trend in CS	% in region	Previous CS	Reason for change
		Range	Population	Habitat	Future prospects					
CY	MED	FV	XX	FV	FV		100.0	XX	Better data	

Knowing that not all changes in conservation status between the reporting periods were genuine, Member States were asked to give the reasons for changes in conservation status. Bulgaria and Romania only joined the EU in 2007 and Greece did not report for 2007-12 so no reason is given for change for these countries. Greek data shown above is from 2001-06.

## Main pressures and threats reported by Member States

Member States were asked to report the 20 most important threats and pressures using an agreed hierarchical list which can be found on the [Article 17 Reference Portal](#). Pressures are activities which are currently having an impact on the species and threats are activities expected to have an impact in the near future. Pressures and threats were ranked in three classes 'high, medium and low importance'; the tables below only show threats and pressures classed as 'high', for some species there were less than ten threats or pressures reported as highly important.

### Ten most frequently reported 'highly important' pressures

Code	Activity	Frequency
B02	Forest and plantation management & use	100

### Ten most frequently reported 'highly important' threats

Code	Activity	Frequency
B02	Forest and plantation management & use	100

## Proportion of population covered by the Natura 2000 network

For species listed in the Annex II of the Directive Member States were asked to report the population size within the Natura 2000 network. The percentage of species population covered by the network was estimated by comparing the population size within the network and the total population size in the biogeographical/marine region.

### Percentage of coverage by Natura 2000 sites in biogeographical/marine region

MED	
CY	56

See the endnotes for more information<sup>ii</sup>

# Species: *Propomacrus cypriacus*

Report under the Article 17 of the Habitats Directive

## Most frequently reported conservation measures

For species listed in the Annex II of the Directive Member States were asked to report up to 20 conservation measures being implemented for this species using an agreed list which can be found on the Article 17 Reference Portal. Member States were further requested to highlight up to five most important ('highly important') measures; the table below only shows measures classed as 'high', for many species there were less than ten measures reported as highly important.

### Ten most frequently reported 'highly important' conservation measures

Code	Measure	Frequency
6.1	Establish protected areas/sites	33
6.3	Legal protection of habitats and species	33
7.4	Specific single species or species group management measures	33

This information is derived from the Member State national reports submitted to the European Commission under Article 17 of the Habitats Directive in 2013 and covering the period 2007-2012. More detailed information, including the MS reports, is available at: <http://bd.eionet.europa.eu/article17/reports2012/species/summary/?group=Arthropods&period=3&subject=Propomacrus+cypriacus>

# Species: *Propomacrus cypriacus*

Report under the Article 17 of the Habitats Directive

**i Assessment of conservation status at the European biogeographical level:** Current Conservation Status (Current CS) shows the status for the reporting period 2007-2012, Previous Conservation Status (Previous CS) for the reporting period 2000-2006. Reason for change in conservation status between the reporting periods indicates whether the changes in the status were genuine or not genuine. Previous Conservation Status was not assessed for Steppic, Black Sea and Marine Black Sea regions. For these regions the Previous status is therefore considered as 'unknown'. The percentage of the species population occurring within the biogeographical/marine region (% in region) is calculated based on the area of GIS distribution.

**ii Percentage of coverage by Natura 2000 sites in biogeographical/marine region:** In some cases the population size within the Natura 2000 network has been estimated using a different methodology to the estimate of overall population size and this can lead to percentage covers greater than 100%. In such case the value has been given as 100% and highlighted with an asterisk (\*). The value 'x' indicates that the Member State has not reported the species population and/or the coverage by Natura 2000. No information is available for Greece. The values are only provided for regions, in which the occurrence of the species has been reported by the Member States.