



## *Sterna sandvicensis*

---

<b>Annex I</b>	Yes
<b>International action plan</b>	No

Sandwich Tern, *Sterna sandvicensis*, is a species of seabird found in unvegetated or sparsely vegetated land and coastal ecosystems.

*Sterna sandvicensis* has a breeding population size of 53800-63700 pairs and a breeding range size of 45300 square kilometres in the EU27. The breeding population trend in the EU27 is Increasing in the short term and Increasing in the long term.

The EU population status of *Sterna sandvicensis* was assessed as Secure, because the species does not meet any of the IUCN Red List criteria for threatened or Near Threatened, or the criteria for Depleted or Declining (the EU27 population or range has not declined by 20% or more since 1980).

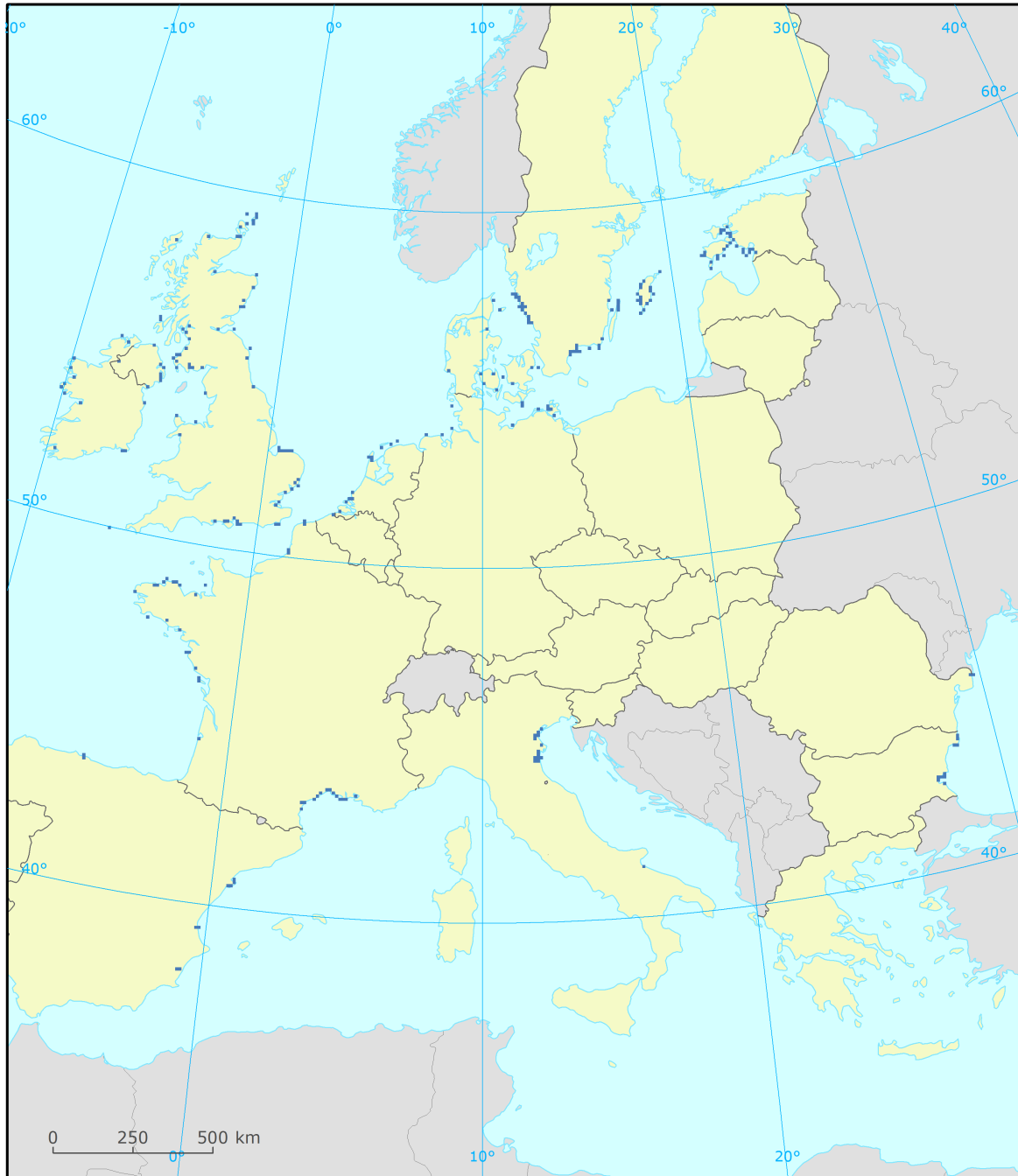
## Assessment of status at the European level

Breeding population size	Breeding population trend		Range area	Breeding range trend		Winter population size	Winter population trend		Population status
	Short term	Long term		Short term	Long term		Short term	Long term	
53800 - 63700 p	+	+	45300						Secure

See the endnotes for more information<sup>i</sup>

# *Sterna sandvicensis*

Report under the Article 12 of the Birds Directive



## *Sterna sandvicensis*

■ Species distribution

■ EU Member States

■ Outside data coverage

# *Sterna sandvicensis*

Report under the Article 12 of the Birds Directive

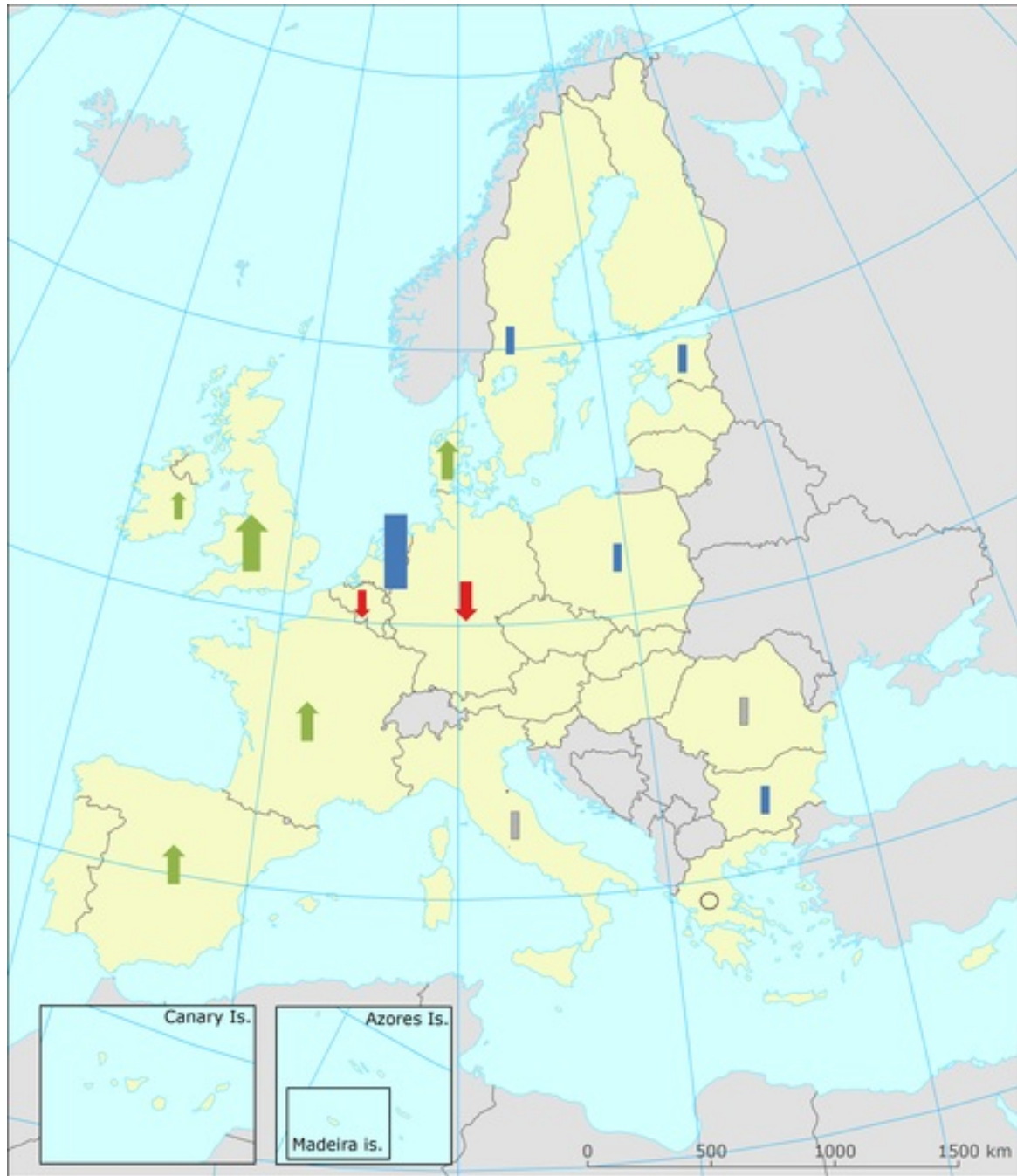
## Trends at the Member State level

MS/Ter.	% in EU27	Breeding population size	Breeding population trend		Range area	Breeding range trend		Winter population size	Winter population trend	
			Short term	Long term		Short term	Long term		Short term	Long term
BE	0.4	0 - 1127 p	-	x	74	0	x			
BG	3.7	500 - 1300 p	0	0	1600	0	0			
DE	3.7	3700 - 5500 p	-	0	532	0	0			
DK	5.2	5800 - 5800 p	+	+	3040	-	-			
EE	10.0	700 - 1000 p	0	+	6400	0	+			
ES	3.7	3796 - 3796 p	+	+	700	+	+	1128 - 1214 i	F	x
FR	13.7	5908 - 7840 p	+	+	7000	+	+			
GIB								11 - 50 i	0	0
GR										
IE	4.8	2727 - 2727 p	+	+	1900	+	-			
IT	5.2	798 - 821 p	x	+	2900	+	+			
NL	4.1	17450 - 20200 p	F	+	2200	-	-			
PL		112 - 570 p	F	F		x	x			
RO	0.7	20 - 300 p	x	0	200	x	x			
SE	17.8	320 - 600 p	0	-	11500	0	x			
SI								25 - 50 i	x	+
UK	27.0	12000 - 12000 p	+	-	7300	-	-			

See the endnotes for more information<sup>ii</sup>

# *Sterna sandvicensis*

Report under the Article 12 of the Birds Directive



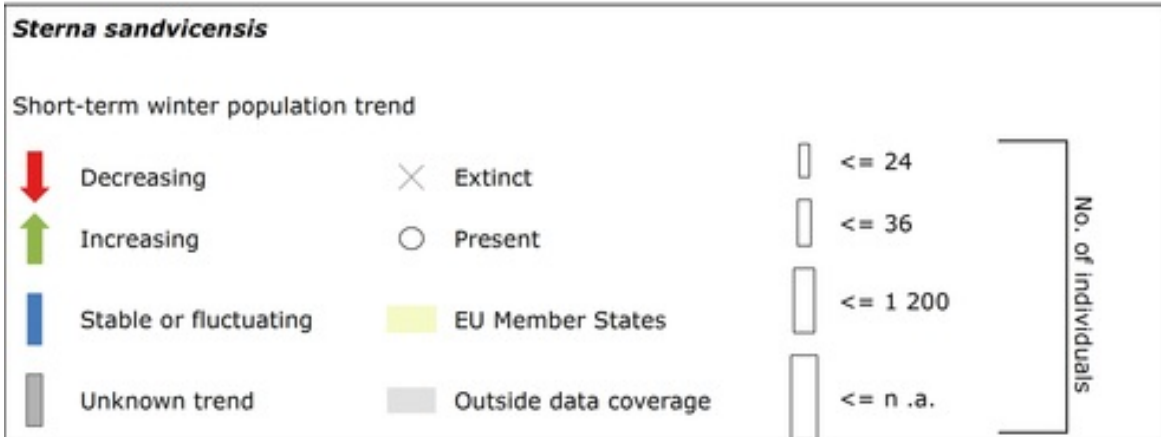
## *Sterna sandvicensis*

Short-term breeding population trend



# *Sterna sandvicensis*

Report under the Article 12 of the Birds Directive



## Main pressures and threats reported by Member States

For the bird species triggering SPA classification Member States were asked to report the 20 most important pressures and threats using an agreed hierarchical list which can be found on the Article 12 Reference Portal ( [http://bd.eionet.europa.eu/activities/Reporting/Article\\_12/reference\\_portal](http://bd.eionet.europa.eu/activities/Reporting/Article_12/reference_portal) ). Pressures are activities which are currently having an impact on the species and threats are activities expected to have an impact in the near future. The table below only contains information from Member States, where a species triggers SPA classification. Pressures and threats were ranked in three classes 'high, medium and low importance', the table below only shows pressures and threats classed as 'high', for some species there were less than ten pressures and threats reported as highly important.

### Ten most frequently reported 'highly important' pressures and threats

Code	Activity	Frequency
J03	Other changes to ecosystems	15
H03	Pollution to marine waters	12
I01	Invasive alien species	12
J02	Changes in water bodies conditions	12
G01	Outdoor sports, leisure and recreational activities	9
K03	Interspecific faunal relations	9
I02	Problematic native species	6
C03	Production of renewable energy (abiotic)	3
D03	Shipping lanes and ports	3
E01	Urbanisation and human habitation	3

## Proportion of population covered by the Natura 2000 network

For the bird species triggering SPA classification Member States were asked to report the size of a species population occurring within the Natura 2000 network. The percentage of species population covered by the network was estimated by comparing the population size within the network and the total population size.

### Percentage of coverage by Natura 2000 sites

MS/territory	season	SPA trigger	% coverage
BE	breeding	YES	100
BG	breeding	YES	100
DE	breeding	YES	100
DK	breeding	YES	90.51
EE	breeding	YES	70.71
ES	breeding	YES	90.67
ES	winter	YES	54.52
FR	breeding	YES	96.43
GIB	winter	YES	100



<b>MS/territory</b>	<b>season</b>	<b>SPA trigger</b>	<b>% coverage</b>
IE	breeding	YES	99.19
IT	breeding	YES	100
NL	breeding	YES	98.91
PL	breeding	YES	100
RO	breeding	YES	100
SE	breeding	YES	33.07
SI	winter	NO	
UK	breeding	YES	76.95

See the endnotes for more information<sup>iii</sup>

## Most frequently reported conservation measures

For the bird species triggering SPA classification Member States were asked to report up to 20 conservation measures being implemented for this species using an agreed list which can be found on the Article 12 Reference Portal. Member States were further requested to highlight up to five most important ('highly important') measures; the table below only shows measures classed as 'high', for many species there were less than ten measures reported as highly important.

### Ten most frequently reported 'highly important' conservation measures

<b>Code</b>	<b>Measure</b>	<b>Frequency</b>
6.1	Establish protected areas/sites	29
6.3	Legal protection of habitats and species	24
7.4	Specific single species or species group management measures	10
9.2	Regulating/Managing exploitation of natural resources on sea	8
4.4	Restoring coastal areas	5
7.1	Regulation/ Management of hunting and taking	5
4.2	Restoring/improving the hydrological regime	3
5.0	Other marine-related measures	3
7.3	Regulation/ Management of fishery in marine and brackish systems	3
2.0	Other agriculture-related measures	2

This information is derived from the Member State national reports submitted to the European Commission under Article 12 of the Birds Directive in 2013 and covering the period 2008-2012. More detailed information, including the MS reports, is available at:  
<http://bd.eionet.europa.eu/article12/summary?period=1&subject=A191> .



<sup>i</sup> **Assessment of status at the European level:** The EU assessments of birds population status was made by the European Red List of Birds Consortium (under contract with the European Commission)

The EU27 population trends were assessed using these categories: '+' Increasing, '0' Stable, 'F' Fluctuating, '-' Decreasing, 'xu' Uncertain and 'x' Unknown. The breeding population size is estimated in majority of the cases as 'p' number of pairs. Alternative population units used are: 'males' number of males, 'i' number of individuals, 'cmales' number of calling males and 'bfem' number of breeding females. The winter population size is estimated as number of individuals.

<sup>ii</sup> **Species trends at the Member State level:** The percentage of the EU27 species population occurring in the Member States (% in EU27) is calculated based on the population size reported by the Member States.

<sup>iii</sup> **Percentage of coverage by Natura 2000 sites:** In some cases the population size within the Natura 2000 network has been estimated using a different methodology to the estimate of overall population size and this can lead to percentage covers greater than 100%. In such case the value has been given as 100% and highlighted with an asterisk (\*). The value 'x' indicates that the Member State has not reported the species population and/or the coverage by Natura 2000. No information is available for Greece and for non-Annex I species in the Czech Republic.