



Platalea leucorodia leucorodia

Cent. & SE Europe/Mediterranean & Tropical Africa

Annex I Yes-HTL
International action plan SAP, No

Eurasian Spoonbill, *Platalea leucorodia*, is a species of large wading bird found in wetland and river and lake ecosystems.

Platalea leucorodia has a breeding population size of 6700-8900 pairs and a breeding range size of 46800 square kilometres in the EU27. The breeding population trend in the EU27 is Increasing in the short term and Increasing in the long term. *Platalea leucorodia* has a winter population size of 3100-3900 individuals in the EU27. The winter population trend in the EU27 is Increasing in the short term and Increasing in the long term.

The EU population status of *Platalea leucorodia* was assessed as Secure, because the species does not meet any of the IUCN Red List criteria for threatened or Near Threatened, or the criteria for Depleted or Declining (the EU27 population or range has not declined by 20% or more since 1980).

This factsheet was produced for *Platalea leucorodia leucorodia* [Cent. & SE Europe/Mediterranean & Tropical Africa] population. Also other subspecies/populations of the same species occur within the EU27. The assessment of status at the European level and the introductory text were done at the species level in line with the criteria for assessment of the EU population status.

Platalea leucorodia leucorodia [Cent. & SE Europe/Mediterranean & Tropical Africa]

Report under the Article 12 of the Birds Directive

Assessment of status at the European level

Breeding population size	Breeding population trend		Range area	Breeding range trend		Winter population size	Winter population trend		Population status
	Short term	Long term		Short term	Long term		Short term	Long term	
6700 - 8900 p	+	+	46800			3100 - 3900 i	+	+	Secure

See the endnotes for more informationⁱ

The population status assessment at the EU level was carried out at the species level. The EU status assessment covers following subspecies/populations: *Platalea leucorodia leucorodia* [West Europe/West Mediterranean & West Africa], *Platalea leucorodia leucorodia* [Cent. & SE Europe/Mediterranean & Tropical Africa] (each of them presented in a separate factsheet).




The EU trends were assessed at the species or subspecies level following BirdLife International's current taxonomy. The EU trends assessment covers more former subspecies or populations: *Platalea leucorodia leucorodia* [West Europe/West Mediterranean & West Africa], *Platalea leucorodia leucorodia* [Cent. & SE Europe/Mediterranean & Tropical Africa] (each of them presented in a separate factsheet).

Platalea leucorodia leucorodia [Cent. & SE Europe/Mediterranean & Tropical Africa]

Report under the Article 12 of the Birds Directive



Platalea leucorodia leucorodia
Cent. & SE Europe/Mediterranean & Tropical Africa

 Species distribution	 EU Member States
	 Outside data coverage

Platalea leucorodia leucorodia [Cent. & SE Europe/Mediterranean & Tropical Africa]

Report under the Article 12 of the Birds Directive

Trends at the Member State level

MS/Ter.	% in EU27	Breeding population size	Breeding population trend		Range area	Breeding range trend		Winter population size	Winter population trend	
			Short term	Long term		Short term	Long term		Short term	Long term
AT	2.1	84 - 103 p	+	+	100	0	0			
BG	12.5	80 - 150 p	F	F	1500	F	F			
CZ										
GR										
HU	45.8	850 - 1400 p	F	+	4294	0	+			
IT	10.4	190 - 190 p	+	+	6500	+	x			
RO	27.1	600 - 1200 p	x	x	3200	x	x	5 - 20 i	F	x
SK	2.1	20 - 40 p	0	0	200	0	0			

See the endnotes for more informationⁱⁱ

Platalea leucorodia leucorodia [Cent. & SE Europe/Mediterranean & Tropical Africa]

Report under the Article 12 of the Birds Directive



Platalea leucorodia leucorodia
 Cent. & SE Europe/Mediterranean & Tropical Africa sub-population
 Short-term breeding population trend

	Decreasing		Extinct		<= 110	No. of pairs
	Increasing		Present		<= 190	
	Stable or fluctuating		EU Member States		<= 850	
	Unknown trend		Outside data coverage		<= 1 100	

Platalea leucorodia leucorodia [Cent. & SE Europe/Mediterranean & Tropical Africa]

Report under the Article 12 of the Birds Directive



Platalea leucorodia leucorodia
 Cent. & SE Europe/Mediterranean & Tropical Africa sub-population
 Short-term winter population trend

	Decreasing		Extinct		<= 10] No. of individuals
	Increasing		Present		<= n .a.	
	Stable or fluctuating		EU Member States		<= n .a.	
	Unknown trend		Outside data coverage		<= n .a.	

Main pressures and threats reported by Member States

For the bird species triggering SPA classification Member States were asked to report the 20 most important pressures and threats using an agreed hierarchical list which can be found on the Article 12 Reference Portal (http://bd.eionet.europa.eu/activities/Reporting/Article_12/reference_portal). Pressures are activities which are currently having an impact on the species and threats are activities expected to have an impact in the near future. The table below only contains information from Member States, where a species triggers SPA classification. Pressures and threats were ranked in three classes 'high, medium and low importance', the table below only shows pressures and threats classed as 'high', for some species there were less than ten pressures and threats reported as highly important.

Ten most frequently reported 'highly important' pressures and threats

Code	Activity	Frequency
J02	Changes in water bodies conditions	44
J03	Other changes to ecosystems	13
A02	Modification of cultivation practices	6
F01	Marine and freshwater aquaculture	6
I01	Invasive alien species	6
I02	Problematic native species	6
K02	Vegetation succession/Biocenotic evolution	6
M01	Abiotic changes (climate change)	6
M02	Biotic changes (climate change)	6

Proportion of population covered by the Natura 2000 network

For the bird species triggering SPA classification Member States were asked to report the size of a species population occurring within the Natura 2000 network. The percentage of species population covered by the network was estimated by comparing the population size within the network and the total population size.

Percentage of coverage by Natura 2000 sites

MS/territory	season	SPA trigger	% coverage
AT	breeding	YES	100
BG	breeding	YES	100
HU	breeding	YES	96.81
IT	breeding	YES	100
RO	breeding	YES	100
RO	winter	YES	100
SK	breeding	YES	100

See the endnotes for more informationⁱⁱⁱ

Most frequently reported conservation measures

For the bird species triggering SPA classification Member States were asked to report up to 20 conservation measures being implemented for this species using an agreed list which can be found on the Article 12 Reference Portal. Member States were further requested to highlight up to five most important ('highly important') measures; the table below only shows measures classed as 'high', for many species there were less than ten measures reported as highly important.

Ten most frequently reported 'highly important' conservation measures

Code	Measure	Frequency
6.1	Establish protected areas/sites	22
4.2	Restoring/improving the hydrological regime	19
6.3	Legal protection of habitats and species	19
4.0	Other wetland-related measures	7
7.1	Regulation/ Management of hunting and taking	7
2.0	Other agriculture-related measures	4
3.0	Other forestry-related measures	4
3.2	Adapt forest management	4
4.1	Restoring/improving water quality	4
4.3	Managing water abstraction	4

This information is derived from the Member State national reports submitted to the European Commission under Article 12 of the Birds Directive in 2013 and covering the period 2008-2012. More detailed information, including the MS reports, is available at:

<http://bd.eionet.europa.eu/article12/summary?period=1&subject=A607-B> .

Platalea leucorodia leucorodia [Cent. & SE Europe/Mediterranean &
Tropical Africa]

Report under the Article 12 of the Birds Directive

ⁱ **Assessment of status at the European level:** The EU assessments of birds population status was made by the European Red List of Birds Consortium (under contract with the European Commission)

The EU27 population trends were assessed using these categories: '+' Increasing, '0' Stable, 'F' Fluctuating, '-' Decreasing, 'xu' Uncertain and 'x' Unknown. The breeding population size is estimated in majority of the cases as 'p' number of pairs. Alternative population units used are: 'males' number of males, 'i' number of individuals, 'cmales' number of calling males and 'bfem' number of breeding females. The winter population size is estimated as number of individuals.

ⁱⁱ **Species trends at the Member State level:** The percentage of the EU27 species population occurring in the Member States (% in EU27) is calculated based on the population size reported by the Member States.

ⁱⁱⁱ **Percentage of coverage by Natura 2000 sites:** In some cases the population size within the Natura 2000 network has been estimated using a different methodology to the estimate of overall population size and this can lead to percentage covers greater than 100%. In such case the value has been given as 100% and highlighted with an asterisk (*). The value 'x' indicates that the Member State has not reported the species population and/or the coverage by Natura 2000. No information is available for Greece and for non-Annex I species in the Czech Republic.