



## *Neophron percnopterus*

---

|                                  |     |
|----------------------------------|-----|
| <b>Annex I</b>                   | Yes |
| <b>International action plan</b> | SAP |

Egyptian Vulture, *Neophron percnopterus*, is a species of day-flying bird of prey found in unvegetated or sparsely vegetated land ecosystems.

*Neophron percnopterus* has a breeding population size of 1400-1700 pairs and a breeding range size of 264000 square kilometres in the EU27. The breeding population trend in the EU27 is Stable in the short term and Decreasing in the long term.


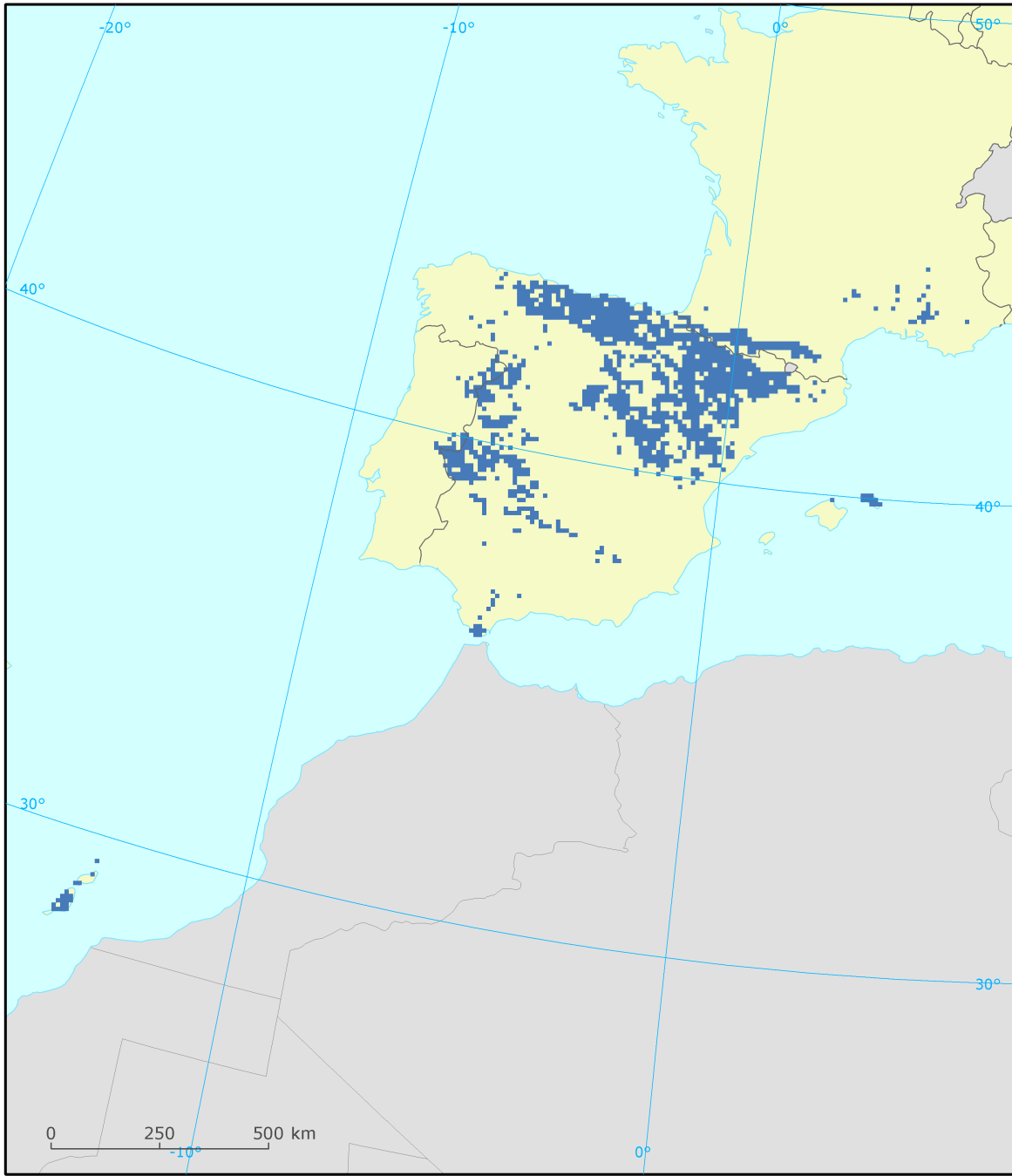
The EU population status of *Neophron percnopterus* was assessed as Threatened, as the species meets one or more of the IUCN Red List criteria for threatened at the EU27 scale.

## Assessment of status at the European level

| Breeding population size | Breeding population trend |           | Range area | Breeding range trend |           | Winter population size | Winter population trend |           | Population status |
|--------------------------|---------------------------|-----------|------------|----------------------|-----------|------------------------|-------------------------|-----------|-------------------|
|                          | Short term                | Long term |            | Short term           | Long term |                        | Short term              | Long term |                   |
| 1400 - 1700 p            | 0                         | -         | 264000     |                      |           |                        |                         |           | Threatened        |

See the endnotes for more information<sup>i</sup>

***Neophron percnopterus***  
Report under the Article 12 of the Birds Directive

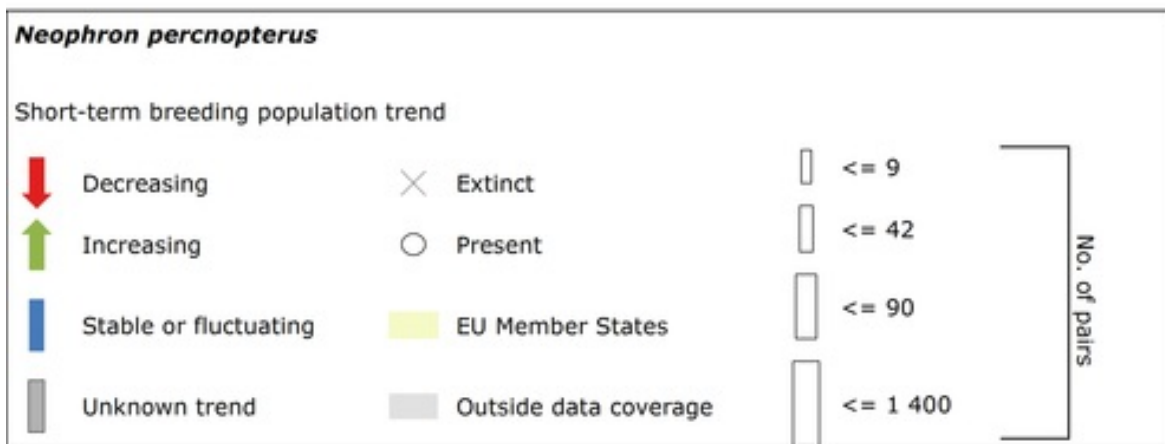
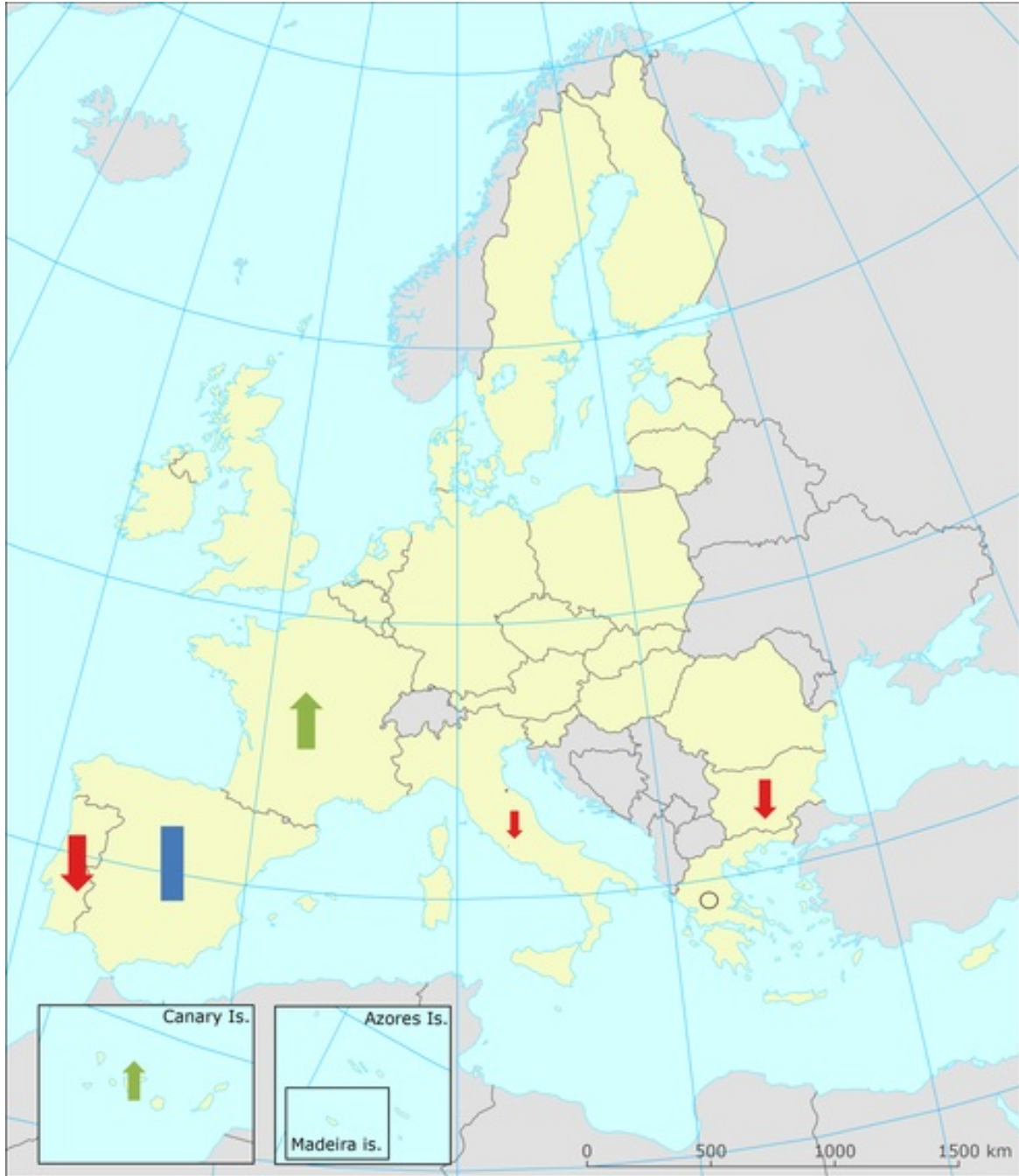


## Trends at the Member State level

| MS/Ter. | % in EU27 | Breeding population size | Breeding population trend |           | Range area | Breeding range trend |           | Winter population size | Winter population trend |           |
|---------|-----------|--------------------------|---------------------------|-----------|------------|----------------------|-----------|------------------------|-------------------------|-----------|
|         |           |                          | Short term                | Long term |            | Short term           | Long term |                        | Short term              | Long term |
| BG      | 4.9       | 29 - 60 p                | -                         | -         | 14700      | -                    | -         |                        |                         |           |
| ES      | 82.2      | 1270 - 1350 p            | 0                         | -         | 214414     | 0                    | -         |                        |                         |           |
| ESIC    | 1.3       | 42 - 42 p                | +                         | +         | 2050       | +                    | +         |                        |                         |           |
| FR      | 7.6       | 82 - 93 p                | +                         | +         | 19500      | +                    | +         |                        |                         |           |
| GR      |           |                          |                           |           |            |                      |           |                        |                         |           |
| IT      | 1.1       | 8 - 10 p                 | -                         | -         | 4700       | -                    | -         |                        |                         |           |
| PT      | 2.8       | 50 - 100 p               | -                         | -         | 9100       | 0                    | -         |                        |                         |           |

See the endnotes for more information<sup>ii</sup>

***Neophron percnopterus***  
 Report under the Article 12 of the Birds Directive



*Short-term winter population trend was not reported for this species.*

## Main pressures and threats reported by Member States

For the bird species triggering SPA classification Member States were asked to report the 20 most important pressures and threats using an agreed hierarchical list which can be found on the Article 12 Reference Portal ( [http://bd.eionet.europa.eu/activities/Reporting/Article\\_12/reference\\_portal](http://bd.eionet.europa.eu/activities/Reporting/Article_12/reference_portal) ). Pressures are activities which are currently having an impact on the species and threats are activities expected to have an impact in the near future. The table below only contains information from Member States, where a species triggers SPA classification. Pressures and threats were ranked in three classes 'high, medium and low importance', the table below only shows pressures and threats classed as 'high', for some species there were less than ten pressures and threats reported as highly important.

### Ten most frequently reported 'highly important' pressures and threats

| Code | Activity  | Frequency |
|------|---|-----------|
| F03  | Hunting and collection of terrestrial wild animals  | 17        |
| A04  | Grazing by livestock                                | 13        |
| C03  | Production of renewable energy (abiotic)            | 13        |
| G01  | Outdoor sports, leisure and recreational activities | 13        |
| J03  | Other changes to ecosystems                         | 13        |
| D02  | Utility and service lines/pipelines                 | 8         |
| A02  | Modification of cultivation practices               | 4         |
| A05  | Farming and breeding of livestock                   | 4         |
| A07  | Use of 'pesticides' in agriculture                  | 4         |
| E01  | Urbanisation and human habitation                   | 4         |

## Proportion of population covered by the Natura 2000 network

For the bird species triggering SPA classification Member States were asked to report the size of a species population occurring within the Natura 2000 network. The percentage of species population covered by the network was estimated by comparing the population size within the network and the total population size.

### Percentage of coverage by Natura 2000 sites

| MS/territory | season   | SPA trigger | % coverage |
|--------------|----------|-------------|------------|
| BG           | breeding | YES         | 57.54      |
| ES           | breeding | YES         | 63.39      |
| ESIC         | breeding | YES         | 28.57      |
| FR           | breeding | YES         | 76.65      |
| IT           | breeding | YES         | 100        |

| <b>MS/territory</b> | <b>season</b> | <b>SPA trigger</b> | <b>% coverage</b> |
|---------------------|---------------|--------------------|-------------------|
| PT                  | breeding      | YES                | 90.39             |

See the endnotes for more information<sup>iii</sup>

## Most frequently reported conservation measures

For the bird species triggering SPA classification Member States were asked to report up to 20 conservation measures being implemented for this species using an agreed list which can be found on the Article 12 Reference Portal. Member States were further requested to highlight up to five most important ('highly important') measures; the table below only shows measures classed as 'high', for many species there were less than ten measures reported as highly important.

### Ten most frequently reported 'highly important' conservation measures

| <b>Code</b> | <b>Measure</b>   | <b>Frequency</b> |
|-------------|--|------------------|
| 6.1         | Establish protected areas/sites                              | 20               |
| 6.3         | Legal protection of habitats and species                     | 20               |
| 7.1         | Regulation/ Management of hunting and taking                 | 15               |
| 7.4         | Specific single species or species group management measures | 15               |
| 6.0         | Other spatial measures                                       | 10               |
| 2.1         | Maintaining grasslands and other open habitats               | 5                |
| 3.2         | Adapt forest management                                      | 5                |
| 6.4         | Manage landscape features                                    | 5                |
| 8.2         | Specific management of traffic and energy transport systems  | 5                |

This information is derived from the Member State national reports submitted to the European Commission under Article 12 of the Birds Directive in 2013 and covering the period 2008-2012. More detailed information, including the MS reports, is available at:  
<http://bd.eionet.europa.eu/article12/summary?period=1&subject=A077> .

# ***Neophron percnopterus***

## *Report under the Article 12 of the Birds Directive*

<sup>i</sup> **Assessment of status at the European level:** The EU assessments of birds population status was made by the European Red List of Birds Consortium (under contract with the European Commission)

The EU27 population trends were assessed using these categories: '+' Increasing, '0' Stable, 'F' Fluctuating, '-' Decreasing, 'xu' Uncertain and 'x' Unknown. The breeding population size is estimated in majority of the cases as 'p' number of pairs. Alternative population units used are: 'males' number of males, 'i' number of individuals, 'cmales' number of calling males and 'bfem' number of breeding females. The winter population size is estimated as number of individuals.

<sup>ii</sup> **Species trends at the Member State level:** The percentage of the EU27 species population occurring in the Member States (% in EU27) is calculated based on the population size reported by the Member States.

<sup>iii</sup> **Percentage of coverage by Natura 2000 sites:** In some cases the population size within the Natura 2000 network has been estimated using a different methodology to the estimate of overall population size and this can lead to percentage covers greater than 100%. In such case the value has been given as 100% and highlighted with an asterisk (\*). The value 'x' indicates that the Member State has not reported the species population and/or the coverage by Natura 2000. No information is available for Greece and for non-Annex I species in the Czech Republic.