



## *Limosa limosa limosa*

### Eastern Europe/Central & Eastern Africa

---

<b>Annex I</b>	No
<b>International action plan</b>	SAP, MP

Black-tailed Godwit, *Limosa limosa*, is a species of wader found in grassland, wetland, unvegetated or sparsely vegetated land, river and lake, marine inlet and transitional water and coastal ecosystems.

*Limosa limosa* has a breeding population size of 43400-70400 pairs and a breeding range size of 170000 square kilometres in the EU27. The breeding population trend in the EU27 is Decreasing in the short term and Decreasing in the long term. *Limosa limosa* has a winter population size of 164000-256000 individuals in the EU27. The winter population trend in the EU27 is Increasing in the short term and Increasing in the long term.

The EU population status of *Limosa limosa* was assessed as Threatened, as the species meets one or more of the IUCN Red List criteria for threatened at the EU27 scale.

**This factsheet was produced for *Limosa limosa limosa* [Eastern Europe/Central & Eastern Africa] population. Also other subspecies/populations of the same species occur within the EU27. The assessment of status at the European level and the introductory text were done at the species level in line with the criteria for assessment of the EU population status.**

***Limosa limosa limosa*** [Eastern Europe/Central & Eastern Africa]  
 Report under the Article 12 of the Birds Directive

## Assessment of status at the European level


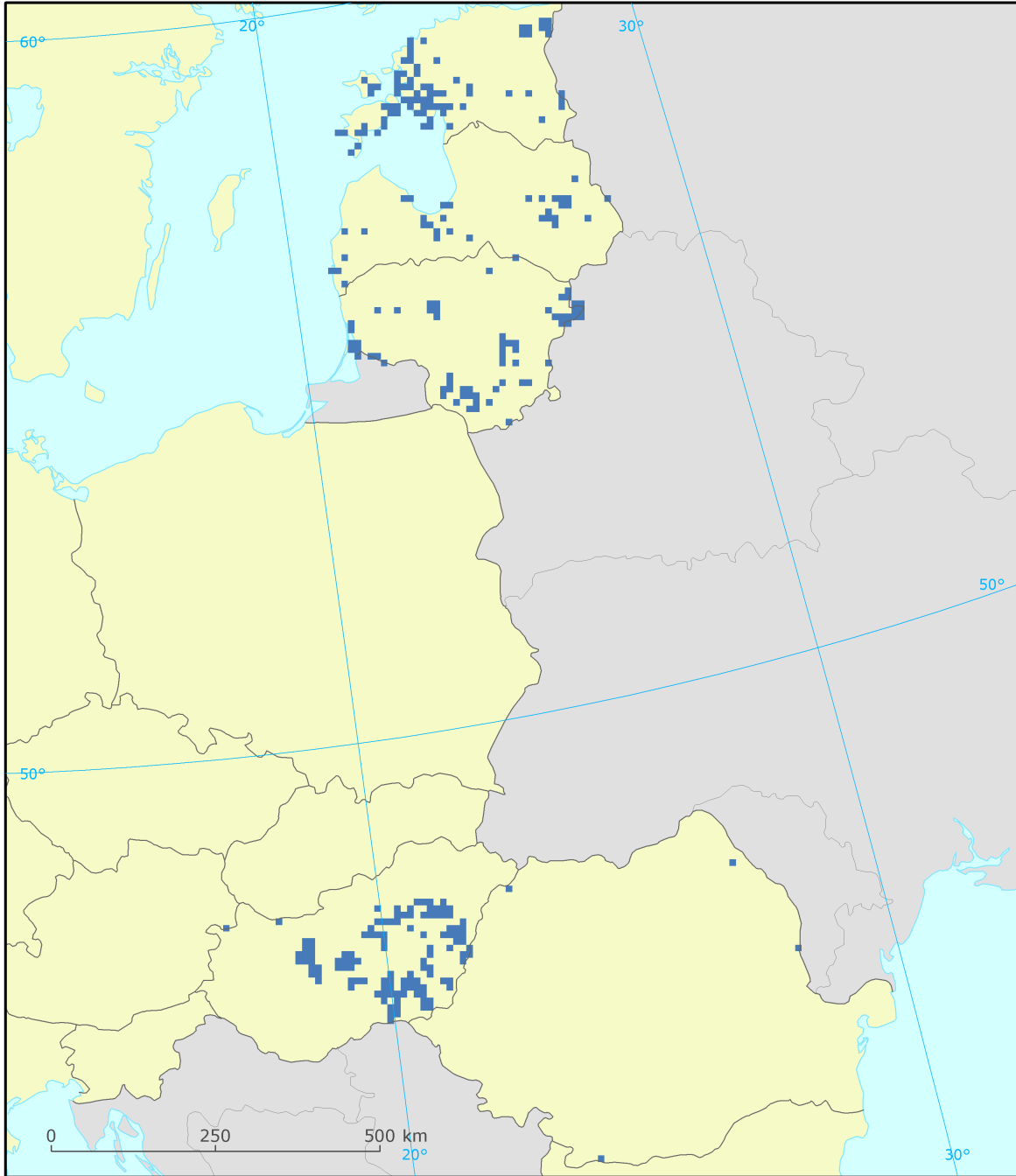
Breeding population size	Breeding population trend		Range area	Breeding range trend		Winter population size	Winter population trend		Population status
	Short term	Long term		Short term	Long term		Short term	Long term	
43400 - 70400 p	-	-	170000			164000 - 256000 i	+	+	Threatened

See the endnotes for more information<sup>i</sup>

The population status assessment at the EU level was carried out at the species level. The EU status assessment covers following subspecies/populations: *Limosa limosa islandica* [Iceland/Western Europe], *Limosa limosa limosa* [Western Europe/NW & West Africa], *Limosa limosa limosa* [Eastern Europe/Central & Eastern Africa] (each of them presented in a separate factsheet).

The EU trends were assessed at the species or subspecies level following BirdLife International's current taxonomy. The EU trends assessment covers more former subspecies or populations: *Limosa limosa limosa* [Eastern Europe/Central & Eastern Africa], *Limosa limosa limosa* [Western Europe/NW & West Africa], *Limosa limosa islandica* [Iceland/Western Europe] (each of them presented in a separate factsheet).

***Limosa limosa limosa*** [Eastern Europe/Central & Eastern Africa]  
Report under the Article 12 of the Birds Directive



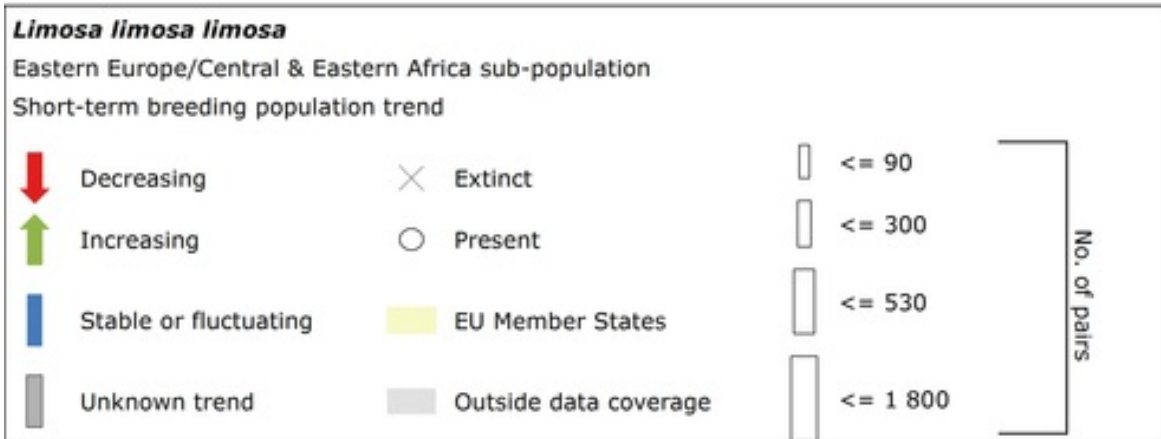
***Limosa limosa limosa*** [Eastern Europe/Central & Eastern Africa]  
*Report under the Article 12 of the Birds Directive*

Trends at the Member State level

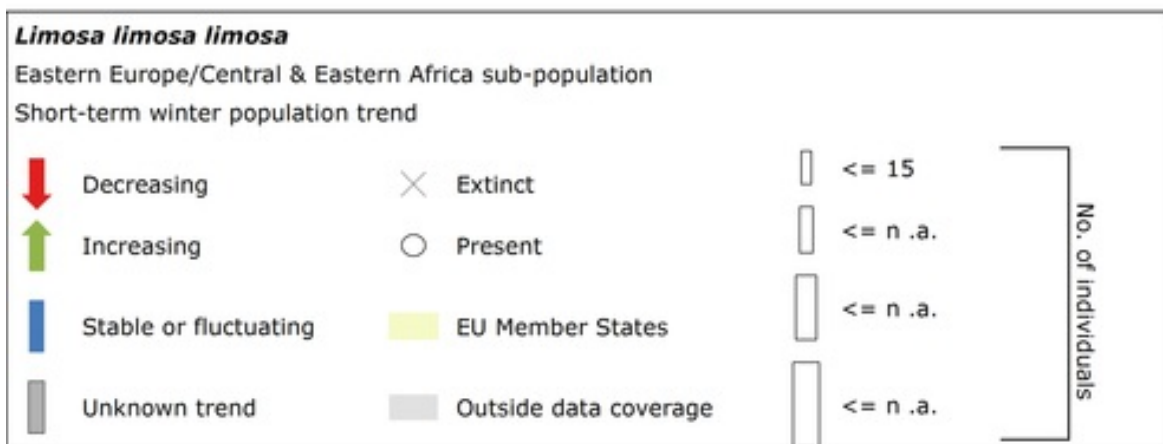
MS/Ter.	% in EU27	Breeding population size	Breeding population trend		Range area	Breeding range trend		Winter population size	Winter population trend	
			Short term	Long term		Short term	Long term		Short term	Long term
BG								0 - 15 i	-	-
EE	26.6	400 - 700 p	-	0	20500	0	-			
HU	39.4	120 - 600 p	-	-	11470	-	-			
LT	21.5	250 - 350 p	-	0	16600	0	0			
LV	11.1	70 - 100 p	x	-	11545	x	0			
PL		1500 - 2000 p	-	-		x	x			
RO	1.3	40 - 80 p	+	+	1400	x	x			

See the endnotes for more information<sup>ii</sup>

***Limosa limosa limosa*** [Eastern Europe/Central & Eastern Africa]  
 Report under the Article 12 of the Birds Directive



***Limosa limosa limosa*** [Eastern Europe/Central & Eastern Africa]  
 Report under the Article 12 of the Birds Directive



## Main pressures and threats reported by Member States

For the bird species triggering SPA classification Member States were asked to report the 20 most important pressures and threats using an agreed hierarchical list which can be found on the Article 12 Reference Portal ( [http://bd.eionet.europa.eu/activities/Reporting/Article\\_12/reference\\_portal](http://bd.eionet.europa.eu/activities/Reporting/Article_12/reference_portal) ). Pressures are activities which are currently having an impact on the species and threats are activities expected to have an impact in the near future. The table below only contains information from Member States, where a species triggers SPA classification. Pressures and threats were ranked in three classes 'high, medium and low importance', the table below only shows pressures and threats classed as 'high', for some species there were less than ten pressures and threats reported as highly important.

### Ten most frequently reported 'highly important' pressures and threats

Code	Activity	Frequency
J02	Changes in water bodies conditions	23
A04	Grazing by livestock	18
A02	Modification of cultivation practices	9
A03	Mowing or cutting grasslands	9
G01	Outdoor sports, leisure and recreational activities	9
M01	Abiotic changes (climate change)	9
C01	Mining and quarrying	5
D05	Improved access to site	5
F01	Marine and freshwater aquaculture	5
H01	Pollution to surface waters	5

## Proportion of population covered by the Natura 2000 network

For the bird species triggering SPA classification Member States were asked to report the size of a species population occurring within the Natura 2000 network. The percentage of species population covered by the network was estimated by comparing the population size within the network and the total population size.

### Percentage of coverage by Natura 2000 sites

MS/territory	season	SPA trigger	% coverage
BG	winter	YES	100
EE	breeding	NO	
HU	breeding	YES	77.46
LT	breeding	NO	
LV	breeding	YES	x
PL	breeding	YES	x
RO	breeding	YES	72.5

See the endnotes for more information<sup>iii</sup>

## Most frequently reported conservation measures

For the bird species triggering SPA classification Member States were asked to report up to 20 conservation measures being implemented for this species using an agreed list which can be found on the Article 12 Reference Portal. Member States were further requested to highlight up to five most important ('highly important') measures; the table below only shows measures classed as 'high', for many species there were less than ten measures reported as highly important.

### Ten most frequently reported 'highly important' conservation measures

Code	Measure	Frequency
6.1	Establish protected areas/sites	37
6.3	Legal protection of habitats and species	26
2.1	Maintaining grasslands and other open habitats	16
4.2	Restoring/improving the hydrological regime	11
7.1	Regulation/ Management of hunting and taking	11

This information is derived from the Member State national reports submitted to the European Commission under Article 12 of the Birds Directive in 2013 and covering the period 2008-2012. More detailed information, including the MS reports, is available at:  
<http://bd.eionet.europa.eu/article12/summary?period=1&subject=A614-B> .



# ***Limosa limosa limosa*** [Eastern Europe/Central & Eastern Africa]

*Report under the Article 12 of the Birds Directive*

<sup>i</sup> **Assessment of status at the European level:** The EU assessments of birds population status was made by the European Red List of Birds Consortium (under contract with the European Commission)

The EU27 population trends were assessed using these categories: '+' Increasing, '0' Stable, 'F' Fluctuating, '-' Decreasing, 'xu' Uncertain and 'x' Unknown. The breeding population size is estimated in majority of the cases as 'p' number of pairs. Alternative population units used are: 'males' number of males, 'i' number of individuals, 'cmales' number of calling males and 'bfem' number of breeding females. The winter population size is estimated as number of individuals.

<sup>ii</sup> **Species trends at the Member State level:** The percentage of the EU27 species population occurring in the Member States (% in EU27) is calculated based on the population size reported by the Member States.

<sup>iii</sup> **Percentage of coverage by Natura 2000 sites:** In some cases the population size within the Natura 2000 network has been estimated using a different methodology to the estimate of overall population size and this can lead to percentage covers greater than 100%. In such case the value has been given as 100% and highlighted with an asterisk (\*). The value 'x' indicates that the Member State has not reported the species population and/or the coverage by Natura 2000. No information is available for Greece and for non-Annex I species in the Czech Republic.