



## *Lagopus muta helvetica*

---

Annex I	Yes
International action plan	No

Rock Ptarmigan, *Lagopus muta*, is a species of gamebird found in heathland and shrub and unvegetated or sparsely vegetated land ecosystems.

*Lagopus muta helvetica*, the subspecies found in the Alps, has a breeding population size of 23400-34800 pairs and a breeding range size of 118000 square kilometres in the EU27. The breeding population trend in the EU27 is Decreasing in the short term and Unknown in the long term. *Lagopus muta pyrenaica*, the subspecies found in the Pyrenees, has a breeding population size of 1400-5800 pairs and a breeding range size of 18600 square kilometres in the EU27. The breeding population trend in the EU27 is Unknown in the short term and Decreasing in the long term. All other subspecies of *Lagopus muta* have a breeding population size of 24000-82000 pairs and a breeding range size of 240000 square kilometres in the EU27. The breeding population trend in the EU27 is Decreasing in the short term and Uncertain in the long term.

The EU population status was assessed at the species level, *Lagopus muta*. *Lagopus muta* has a breeding population size of 48800-123000 pairs in the EU27. The breeding population trend in the EU27 is Decreasing in the short term and Uncertain in the long term.

The EU population status of *Lagopus muta* was assessed as Threatened, as the species meets one or more of the IUCN Red List criteria for threatened at the EU27 scale.

**This factsheet was produced for *Lagopus muta helvetica*. Also other subspecies/populations of the same species occur within the EU27. The assessment of status at the European level and the introductory text were done at the species level in line with the criteria for assessment of the EU population status.**

## Assessment of status at the European level

Breeding population size	Breeding population trend		Range area	Breeding range trend		Winter population size	Winter population trend		Population status
	Short term	Long term		Short term	Long term		Short term	Long term	
23400 - 34800 p	-	x	118000						Threatened


See the endnotes for more information<sup>i</sup>

The population status assessment at the EU level was carried out at the species level. The EU status assessment covers following subspecies/populations: *Lagopus muta helvetica*, *Lagopus muta millaisi*, *Lagopus muta muta*, *Lagopus muta pyrenaica* (each of them presented in a separate factsheet).

## Additional assessment at the subspecies level

Breeding population size	Breeding population trend		Range area	Breeding range trend		Winter population size	Winter population trend		Population status
	Short term	Long term		Short term	Long term		Short term	Long term	
									Secure

***Lagopus muta helvetica***  
Report under the Article 12 of the Birds Directive

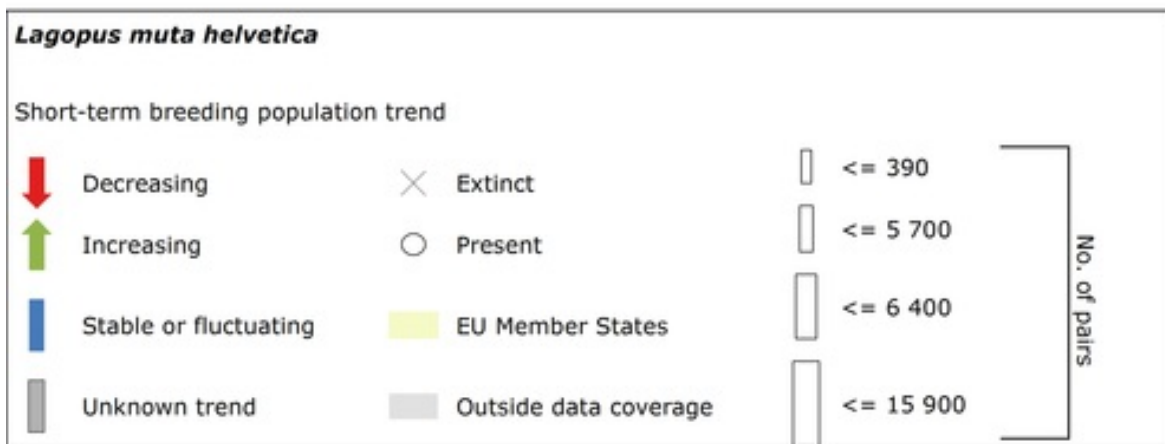
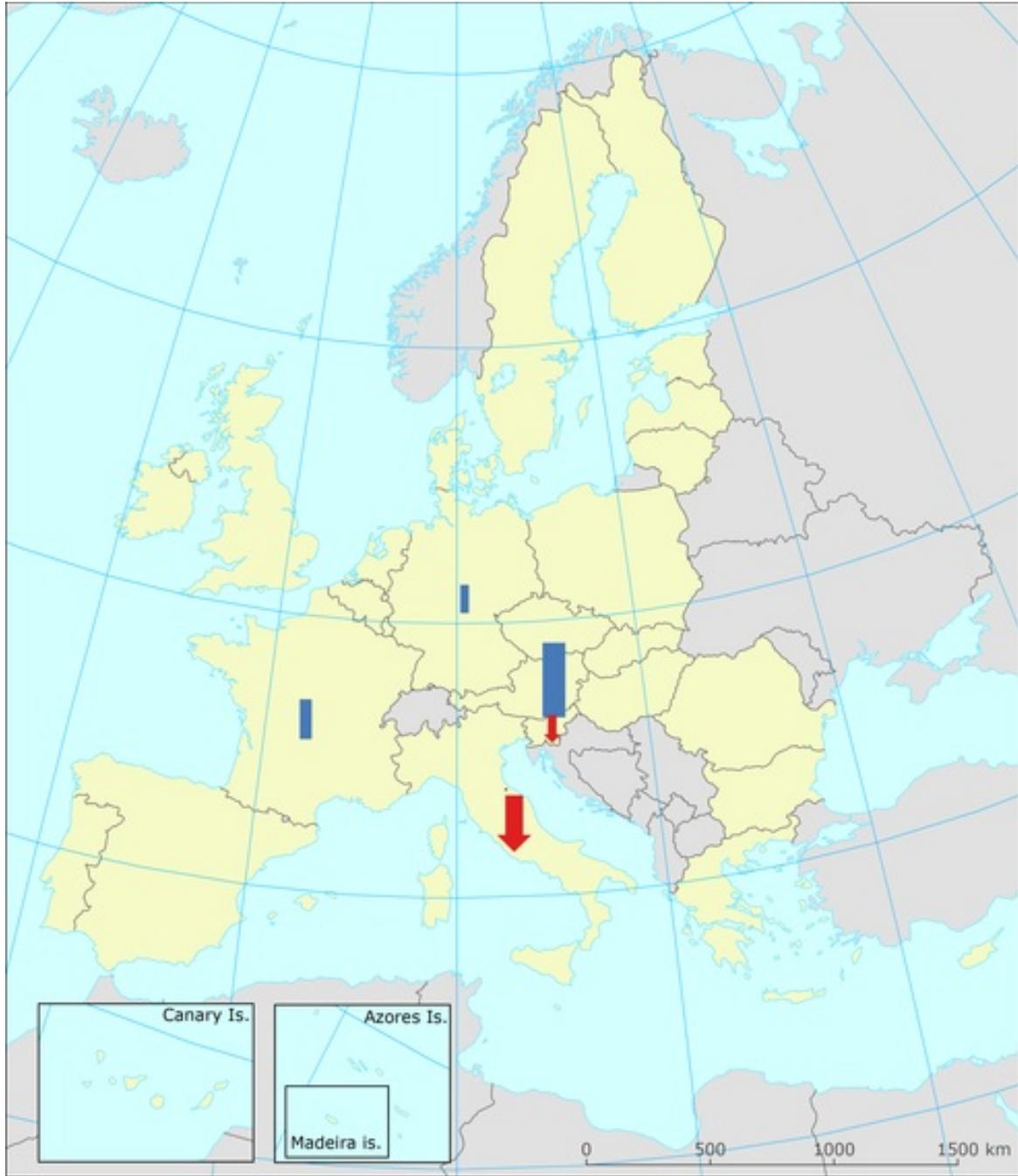


## Trends at the Member State level

MS/Ter.	% in EU27	Breeding population size	Breeding population trend		Range area	Breeding range trend		Winter population size	Winter population trend	
			Short term	Long term		Short term	Long term		Short term	Long term
AT	34.8	14000 - 18000 p	0	x	46672	0	0			
DE	2.0	150 - 250 p	0	0	1886	0	0			
FR	23.9	4000 - 8000 p	0	-	24500	0	0			
IT	37.8	5000 - 8000 p	-	-	44200	+	-			
SI	1.5	300 - 500 p	-	-	1441	0	0			

See the endnotes for more information<sup>ii</sup>

***Lagopus muta helvetica***  
 Report under the Article 12 of the Birds Directive



*Short-term winter population trend was not reported for this species.*

## Main pressures and threats reported by Member States

For the bird species triggering SPA classification Member States were asked to report the 20 most important pressures and threats using an agreed hierarchical list which can be found on the Article 12 Reference Portal ( [http://bd.eionet.europa.eu/activities/Reporting/Article\\_12/reference\\_portal](http://bd.eionet.europa.eu/activities/Reporting/Article_12/reference_portal) ). Pressures are activities which are currently having an impact on the species and threats are activities expected to have an impact in the near future. The table below only contains information from Member States, where a species triggers SPA classification. Pressures and threats were ranked in three classes 'high, medium and low importance', the table below only shows pressures and threats classed as 'high', for some species there were less than ten pressures and threats reported as highly important.

### Ten most frequently reported 'highly important' pressures and threats

Code	Activity	Frequency
G01	Outdoor sports, leisure and recreational activities	20
M01	Abiotic changes (climate change)	20
M02	Biotic changes (climate change)	20
A04	Grazing by livestock	10
F03	Hunting and collection of terrestrial wild animals	10
G02	Sport and leisure infrastructures	10
G04	Military use and civil unrest	10

## Proportion of population covered by the Natura 2000 network

For the bird species triggering SPA classification Member States were asked to report the size of a species population occurring within the Natura 2000 network. The percentage of species population covered by the network was estimated by comparing the population size within the network and the total population size.

### Percentage of coverage by Natura 2000 sites

MS/territory	season	SPA trigger	% coverage
AT	breeding	YES	18.63
DE	breeding	YES	87.33
FR	breeding	YES	x
IT	breeding	YES	61.24
SI	breeding	YES	91.65

See the endnotes for more information<sup>iii</sup>

## Most frequently reported conservation measures

For the bird species triggering SPA classification Member States were asked to report up to 20 conservation measures being implemented for this species using an agreed list which can be found on the Article 12 Reference Portal. Member States were further requested to highlight up to five most important ('highly important') measures; the table below only shows measures classed as 'high', for many species there were less than ten measures reported as highly important.

### Ten most frequently reported 'highly important' conservation measures

<b>Code</b>	<b>Measure</b>	<b>Frequency</b>
6.0	Other spatial measures	50
7.1	Regulation/ Management of hunting and taking	50

This information is derived from the Member State national reports submitted to the European Commission under Article 12 of the Birds Directive in 2013 and covering the period 2008-2012. More detailed information, including the MS reports, is available at:  
<http://bd.eionet.europa.eu/article12/summary?period=1&subject=A713> .

# ***Lagopus muta helvetica***

## *Report under the Article 12 of the Birds Directive*

<sup>i</sup> **Assessment of status at the European level:** The EU assessments of birds population status was made by the European Red List of Birds Consortium (under contract with the European Commission)

The EU27 population trends were assessed using these categories: '+' Increasing, '0' Stable, 'F' Fluctuating, '-' Decreasing, 'xu' Uncertain and 'x' Unknown. The breeding population size is estimated in majority of the cases as 'p' number of pairs. Alternative population units used are: 'males' number of males, 'i' number of individuals, 'cmales' number of calling males and 'bfem' number of breeding females. The winter population size is estimated as number of individuals.

<sup>ii</sup> **Species trends at the Member State level:** The percentage of the EU27 species population occurring in the Member States (% in EU27) is calculated based on the population size reported by the Member States.

<sup>iii</sup> **Percentage of coverage by Natura 2000 sites:** In some cases the population size within the Natura 2000 network has been estimated using a different methodology to the estimate of overall population size and this can lead to percentage covers greater than 100%. In such case the value has been given as 100% and highlighted with an asterisk (\*). The value 'x' indicates that the Member State has not reported the species population and/or the coverage by Natura 2000. No information is available for Greece and for non-Annex I species in the Czech Republic.