



Gavia stellata

North-west Europe (win)

Annex I	Yes
International action plan	No

Red-throated Loon, *Gavia stellata*, is a species of diver found in wetland, river and lake, coastal and shelf ecosystems.

Gavia stellata has a breeding population size of 3000-5100 pairs and a breeding range size of 512000 square kilometres in the EU27. The breeding population trend in the EU27 is Stable in the short term and Increasing in the long term. *Gavia stellata* has a winter population size of 42200-43700 individuals in the EU27. The winter population trend in the EU27 is Increasing in the short term and Uncertain in the long term.

The EU population status of *Gavia stellata* was assessed as Secure, because the species does not meet any of the IUCN Red List criteria for threatened or Near Threatened, or the criteria for Depleted or Declining (the EU27 population or range has not declined by 20% or more since 1980).

This factsheet was produced for *Gavia stellata* [North-west Europe (win)] population. Also other subspecies/populations of the same species occur within the EU27. The assessment of status at the European level and the introductory text were done at the species level in line with the criteria for assessment of the EU population status.

Gavia stellata [North-west Europe (win)]

Report under the Article 12 of the Birds Directive

Assessment of status at the European level


Breeding population size	Breeding population trend		Range area	Breeding range trend		Winter population size	Winter population trend		Population status
	Short term	Long term		Short term	Long term		Short term	Long term	
3000 - 5100 p	0	+	512000			42200 - 43700 i	+	u	Secure

See the endnotes for more informationⁱ

The population status assessment at the EU level was carried out at the species level. The EU status assessment covers following subspecies/populations: *Gavia stellata* [North-west Europe (win)], *Gavia stellata* [Caspian, Black Sea & East Mediterranean (win)] (each of them presented in a separate factsheet).

The EU trends were assessed at the species or subspecies level following BirdLife International's current taxonomy. The EU trends assessment covers more former subspecies or populations: *Gavia stellata* [Caspian, Black Sea & East Mediterranean (win)], *Gavia stellata* [North-west Europe (win)] (each of them presented in a separate factsheet).

Gavia stellata [North-west Europe (win)]
Report under the Article 12 of the Birds Directive



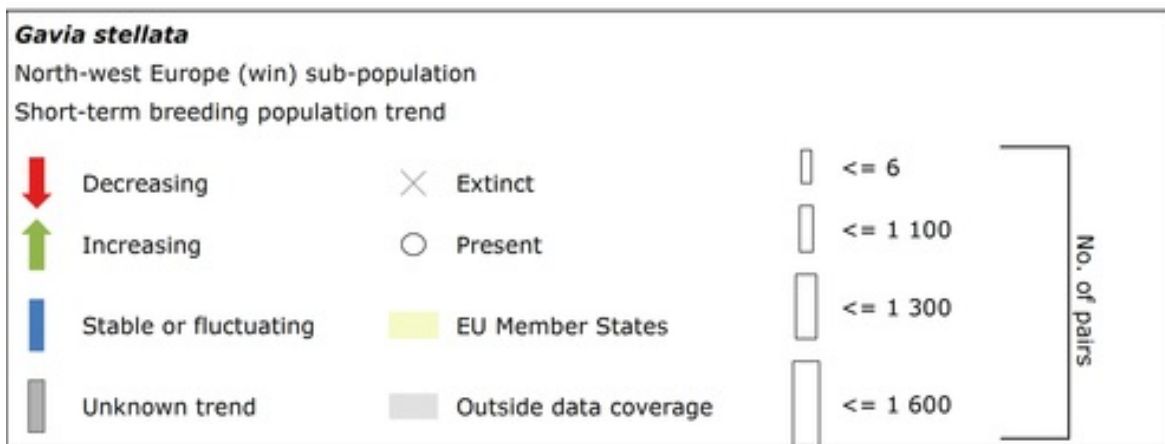
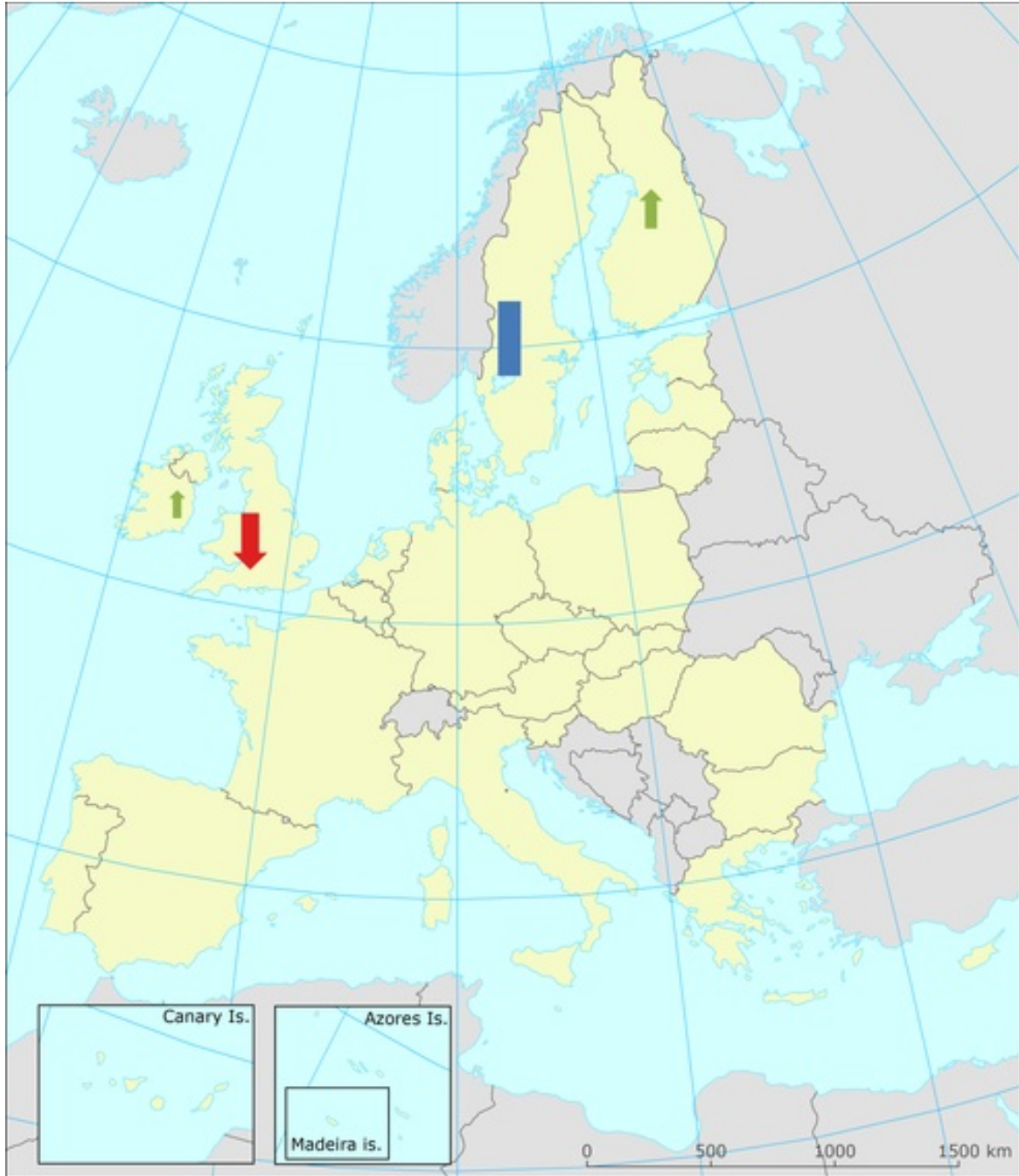
Gavia stellata [North-west Europe (win)]
 Report under the Article 12 of the Birds Directive

Trends at the Member State level

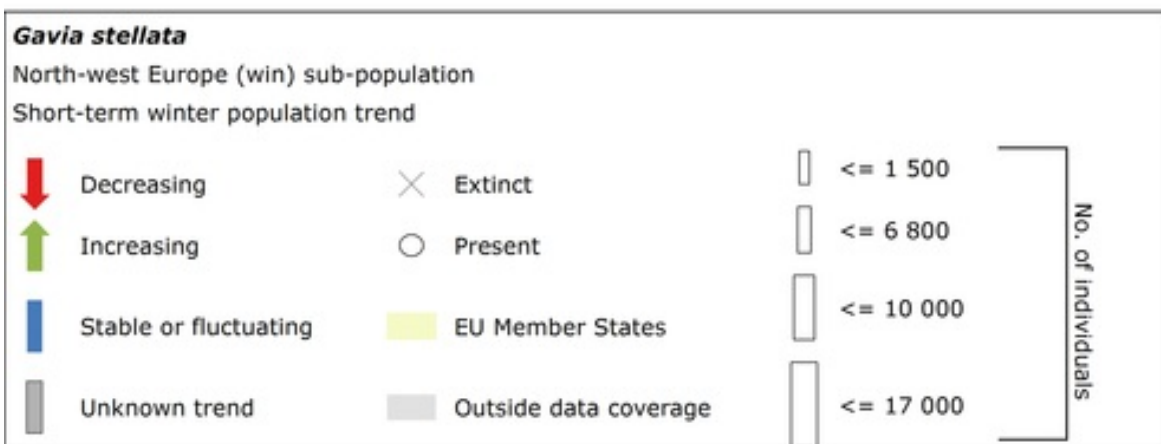
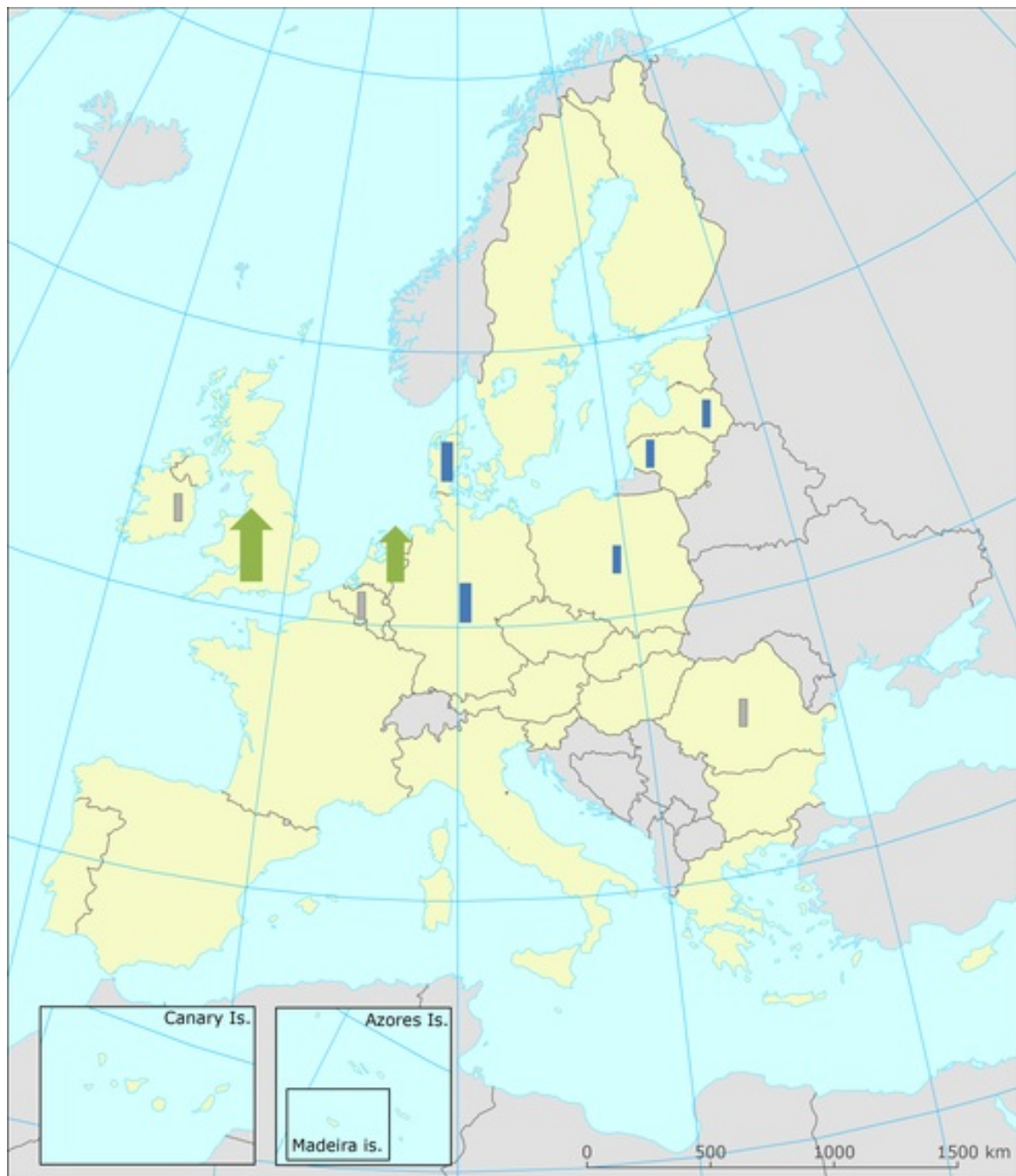
MS/Ter.	% in EU27	Breeding population size	Breeding population trend		Range area	Breeding range trend		Winter population size	Winter population trend	
			Short term	Long term		Short term	Long term		Short term	Long term
BE								275 - 275 i	x	x
DE								6800 - 6800 i	F	-
DK								6000 - 6000 i	0	0
FI	28.7	750 - 1500 p	+	+	180700	x	+			
IE	0.4	6 - 6 p	+	0	1300	+	0	810 - 810 i	x	x
LT								100 - 300 i	0	x
LV								1000 - 2000 i	F	x
NL								10000 - 10000 i	+	+
PL								300 - 400 i	F	x
RO								10 - 40 i	x	x
SE	52.2	1300 - 1900 p	0	-	295800	0	x			
UK	18.6	1000 - 1600 p	-	0	34500	-	+	17000 - 17000 i	+	+

See the endnotes for more informationⁱⁱ

Gavia stellata [North-west Europe (win)]
 Report under the Article 12 of the Birds Directive



Gavia stellata [North-west Europe (win)]
 Report under the Article 12 of the Birds Directive



Main pressures and threats reported by Member States

For the bird species triggering SPA classification Member States were asked to report the 20 most important pressures and threats using an agreed hierarchical list which can be found on the Article 12 Reference Portal (http://bd.eionet.europa.eu/activities/Reporting/Article_12/reference_portal). Pressures are activities which are currently having an impact on the species and threats are activities expected to have an impact in the near future. The table below only contains information from Member States, where a species triggers SPA classification. Pressures and threats were ranked in three classes 'high, medium and low importance', the table below only shows pressures and threats classed as 'high', for some species there were less than ten pressures and threats reported as highly important.

Ten most frequently reported 'highly important' pressures and threats

Code	Activity	Frequency
F02	Fishing and harvesting aquatic resources	29
C03	Production of renewable energy (abiotic)	18
C01	Mining and quarrying	12
D03	Shipping lanes and ports	12
H01	Pollution to surface waters	6
H03	Pollution to marine waters	6
I01	Invasive alien species	6
J03	Other changes to ecosystems	6
K03	Interspecific faunal relations	6

Proportion of population covered by the Natura 2000 network

For the bird species triggering SPA classification Member States were asked to report the size of a species population occurring within the Natura 2000 network. The percentage of species population covered by the network was estimated by comparing the population size within the network and the total population size.

Percentage of coverage by Natura 2000 sites

MS/territory	season	SPA trigger	% coverage
BE	winter	YES	28.73
DE	winter	YES	46.32
DK	winter	YES	17.48
FI	breeding	YES	x
IE	breeding	YES	66.67
IE	winter	YES	31.98
LT	winter	NO	
LV	winter	YES	77.46
NL	winter	YES	70
PL	winter	YES	64.55

Gavia stellata [North-west Europe (win)]
Report under the Article 12 of the Birds Directive

MS/territory	season	SPA trigger	% coverage
RO	winter	NO	
SE	breeding	YES	9
UK	breeding	YES	31.39
UK	winter	YES	43.97

See the endnotes for more informationⁱⁱⁱ

Most frequently reported conservation measures

For the bird species triggering SPA classification Member States were asked to report up to 20 conservation measures being implemented for this species using an agreed list which can be found on the Article 12 Reference Portal. Member States were further requested to highlight up to five most important ('highly important') measures; the table below only shows measures classed as 'high', for many species there were less than ten measures reported as highly important.

Ten most frequently reported 'highly important' conservation measures

Code	Measure	Frequency
6.1	Establish protected areas/sites	35
6.3	Legal protection of habitats and species	27
5.0	Other marine-related measures	12
6.0	Other spatial measures	8
7.4	Specific single species or species group management measures	8
4.1	Restoring/improving water quality	4
8.3	Managing marine traffic	4
9.2	Regulating/Managing exploitation of natural resources on sea	4

This information is derived from the Member State national reports submitted to the European Commission under Article 12 of the Birds Directive in 2013 and covering the period 2008-2012. More detailed information, including the MS reports, is available at:
<http://bd.eionet.europa.eu/article12/summary?period=1&subject=A001-A> .

Gavia stellata [North-west Europe (win)]

Report under the Article 12 of the Birds Directive

ⁱ **Assessment of status at the European level:** The EU assessments of birds population status was made by the European Red List of Birds Consortium (under contract with the European Commission)

The EU27 population trends were assessed using these categories: '+' Increasing, '0' Stable, 'F' Fluctuating, '-' Decreasing, 'xu' Uncertain and 'x' Unknown. The breeding population size is estimated in majority of the cases as 'p' number of pairs. Alternative population units used are: 'males' number of males, 'i' number of individuals, 'cmales' number of calling males and 'bfem' number of breeding females. The winter population size is estimated as number of individuals.

ⁱⁱ **Species trends at the Member State level:** The percentage of the EU27 species population occurring in the Member States (% in EU27) is calculated based on the population size reported by the Member States.

ⁱⁱⁱ **Percentage of coverage by Natura 2000 sites:** In some cases the population size within the Natura 2000 network has been estimated using a different methodology to the estimate of overall population size and this can lead to percentage covers greater than 100%. In such case the value has been given as 100% and highlighted with an asterisk (*). The value 'x' indicates that the Member State has not reported the species population and/or the coverage by Natura 2000. No information is available for Greece and for non-Annex I species in the Czech Republic.