



Galerida cristata

Annex I	No
International action plan	No

Crested Lark, *Galerida cristata*, is a species of passerine bird in the lark family found in cropland and urban ecosystems.

Galerida cristata has a breeding population size of 15200000-19400000 pairs and a breeding range size of 1500000 square kilometres in the EU27. The breeding population trend in the EU27 is Decreasing in the short term and Decreasing in the long term.

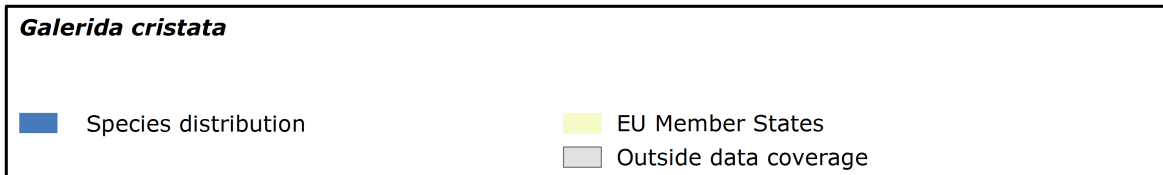
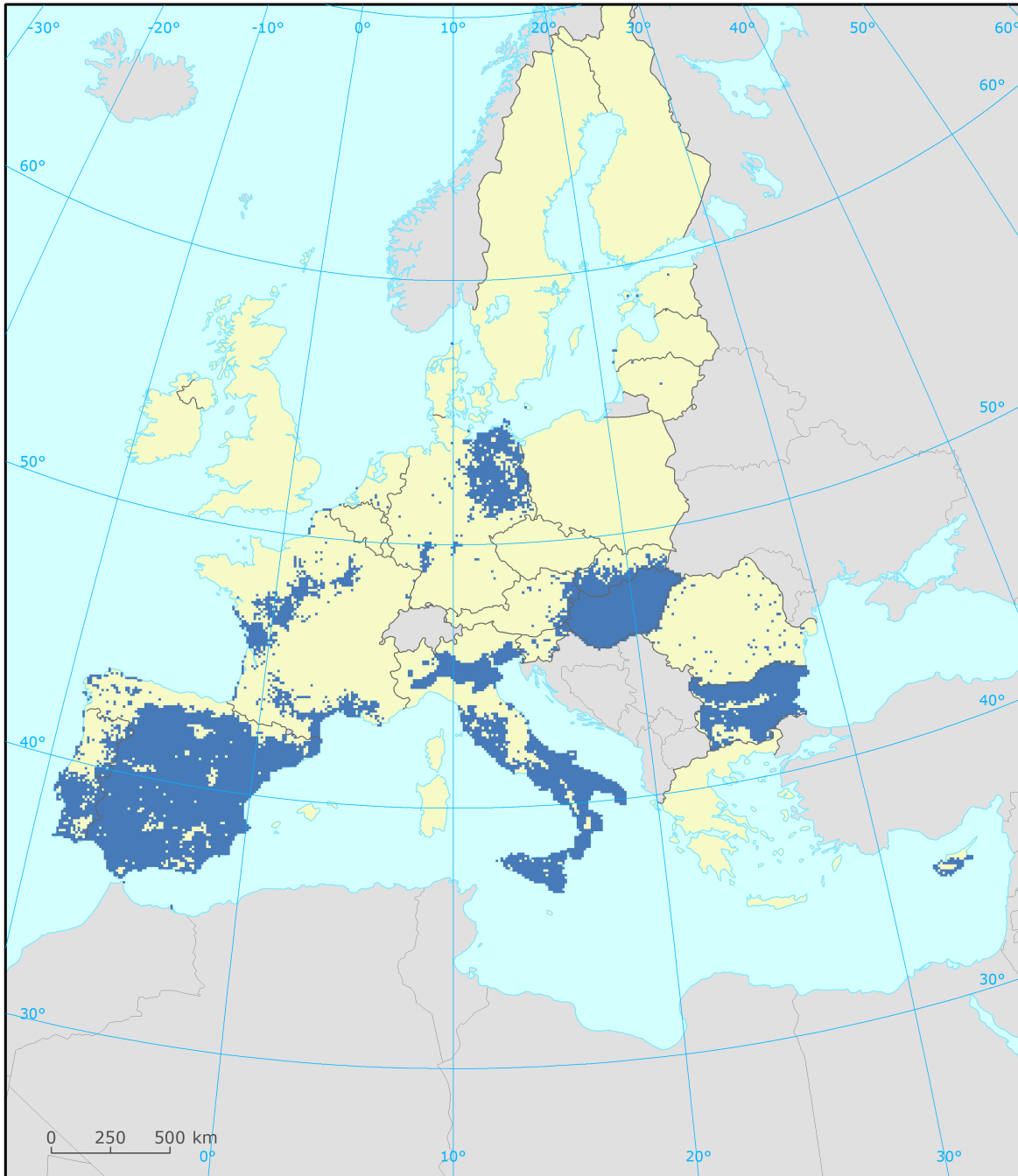
The EU population status of *Galerida cristata* was assessed as Declining, because EU27 population or range declined by at least 20% since 1980, with continuing decline since 2001.

Assessment of status at the European level

Breeding population size	Breeding population trend		Range area	Breeding range trend		Winter population size	Winter population trend		Population status
	Short term	Long term		Short term	Long term		Short term	Long term	
15200000 - 19400000 p	-	-	1500000						Declining

See the endnotes for more informationⁱ

Galerida cristata
Report under the Article 12 of the Birds Directive

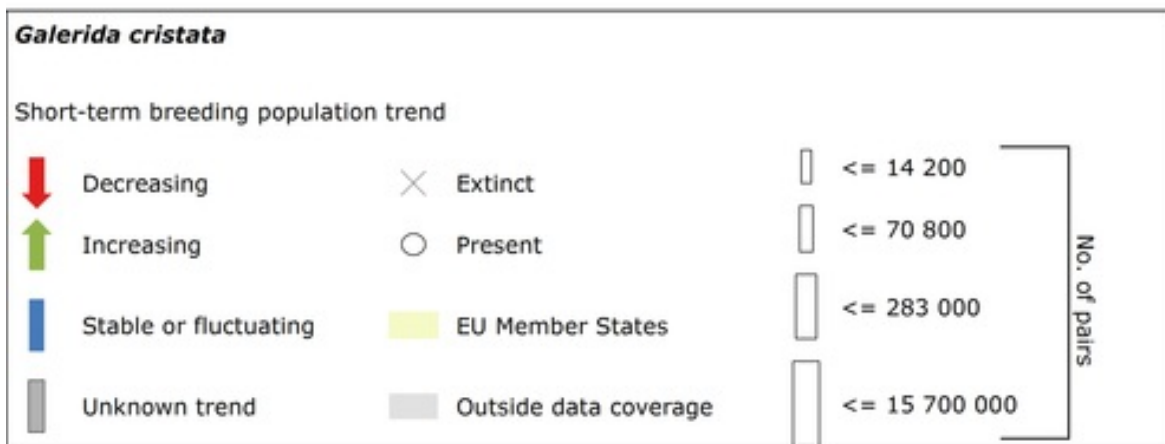
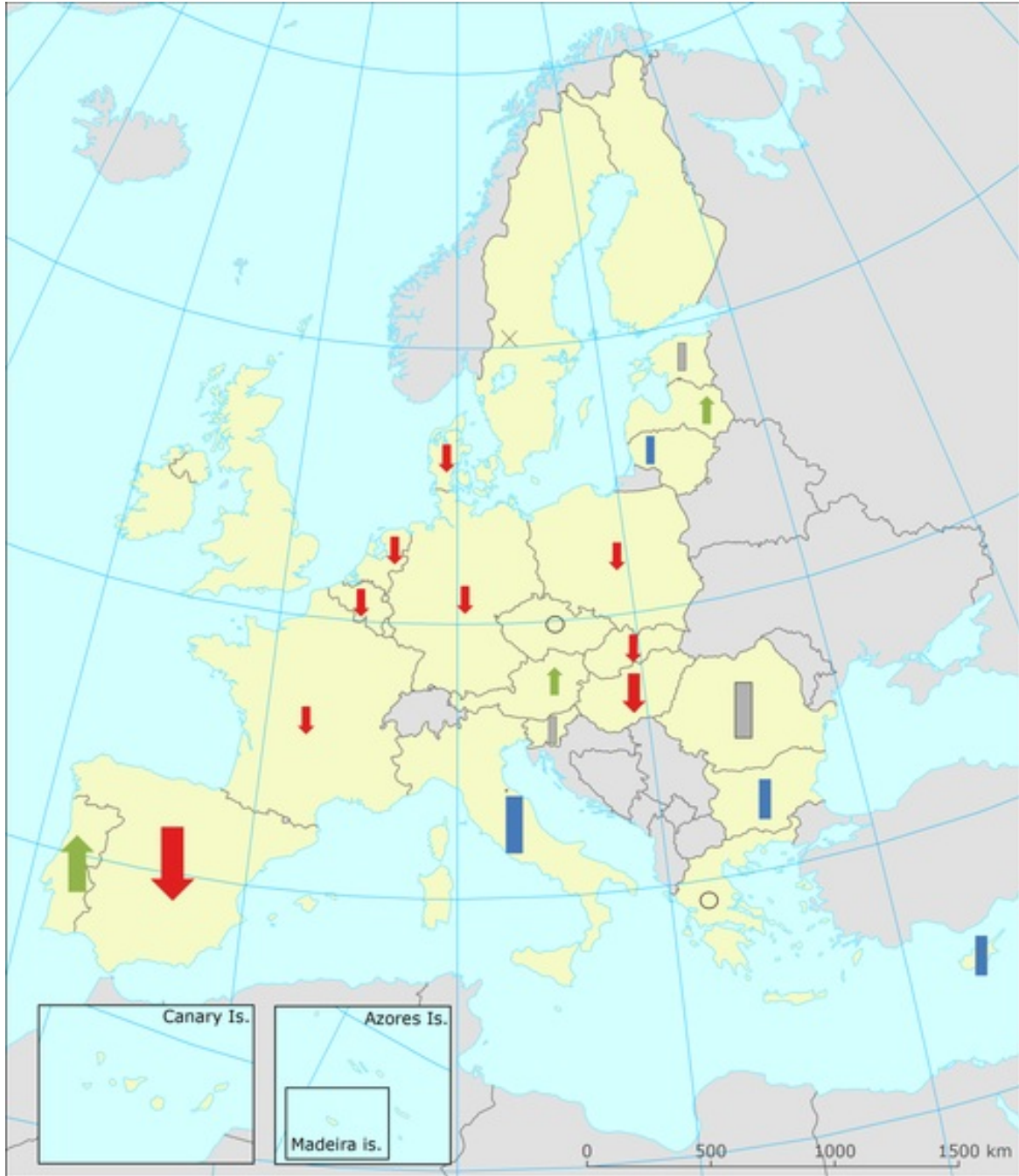


Trends at the Member State level

MS/Ter.	% in EU27	Breeding population size	Breeding population trend		Range area	Breeding range trend		Winter population size	Winter population trend	
			Short term	Long term		Short term	Long term		Short term	Long term
AT	0.9	500 - 800 p	+	x	22388	+	F			
BE		5 - 7 p	-	-	146	-	-			
BG	9.5	31000 - 90000 p	F	0	118500	0	0			
CY	0.5	45000 - 90000 p	0	x	8300	0	x			
CZ										
DE	7.2	3700 - 6000 p	-	-	93617	-	-			
DK		2 - 2 p	-	-	83	-	-			
EE		0 - 1 p	x	x	300	x	x			
ES	39.2	14230000 - 17235000 p	-	-	476918	-	-			
FR	7.7	10000 - 20000 p	-	-	151000	x	-			
GR										
HU	9.6	50000 - 100000 p	-	x	93011	0	x			
IT	17.0	200000 - 400000 p	0	-	217500	+	+			
LT		0 - 2 p	0	-	200	0	-			
LV		15 - 20 p	+	0	549	x	+			
NL	0.1	2 - 18 p	-	-	1700	-	-			
PL		2500 - 3500 p	-	-		x	x			
PT	4.7	100000 - 500000 p	+	x	80100	0	0			
RO	0.6	200000 - 400000 p	x	x	205000	x	x			
SE		0 - 0 p	0	-	0	0	-			
SI	0.5	750 - 900 p	x	x	4911	x	-			
SK	2.3	1000 - 4000 p	-	-	35096	-	-			

See the endnotes for more informationⁱⁱ

Galerida cristata
 Report under the Article 12 of the Birds Directive



Short-term winter population trend was not reported for this species.

Main pressures and threats reported by Member States

For the bird species triggering SPA classification Member States were asked to report the 20 most important pressures and threats using an agreed hierarchical list which can be found on the Article 12 Reference Portal (http://bd.eionet.europa.eu/activities/Reporting/Article_12/reference_portal). Pressures are activities which are currently having an impact on the species and threats are activities expected to have an impact in the near future. The table below only contains information from Member States, where a species triggers SPA classification. Pressures and threats were ranked in three classes 'high, medium and low importance', the table below only shows pressures and threats classed as 'high', for some species there were less than ten pressures and threats reported as highly important.

Ten most frequently reported 'highly important' pressures and threats

No 'highly important' pressures or threats were reported.

Proportion of population covered by the Natura 2000 network

For the bird species triggering SPA classification Member States were asked to report the size of a species population occurring within the Natura 2000 network. The percentage of species population covered by the network was estimated by comparing the population size within the network and the total population size.

Percentage of coverage by Natura 2000 sites

MS/territory	season	SPA trigger	% coverage
AT	breeding	NO	
BE	breeding	NO	
BG	breeding	NO	
CY	breeding	NO	
DE	breeding	NO	
DK	breeding	NO	
EE	breeding	NO	
ES	breeding	YES	0.09
FR	breeding	NO	
HU	breeding	NO	
IT	breeding	NO	
LT	breeding	NO	
LV	breeding	NO	
NL	breeding	NO	
PL	breeding	NO	

MS/territory	season	SPA trigger	% coverage
PT	breeding	NO	
RO	breeding	NO	
SE	breeding	NO	
SI	breeding	NO	
SK	breeding	YES	5.2

See the endnotes for more informationⁱⁱⁱ

Most frequently reported conservation measures

For the bird species triggering SPA classification Member States were asked to report up to 20 conservation measures being implemented for this species using an agreed list which can be found on the Article 12 Reference Portal. Member States were further requested to highlight up to five most important ('highly important') measures; the table below only shows measures classed as 'high', for many species there were less than ten measures reported as highly important.

Ten most frequently reported 'highly important' conservation measures

Code	Measure	Frequency
6.1	Establish protected areas/sites	40
6.3	Legal protection of habitats and species	40
2.1	Maintaining grasslands and other open habitats	20

This information is derived from the Member State national reports submitted to the European Commission under Article 12 of the Birds Directive in 2013 and covering the period 2008-2012.

More detailed information, including the MS reports, is available at:

<http://bd.eionet.europa.eu/article12/summary?period=1&subject=A244> .

ⁱ **Assessment of status at the European level:** The EU assessments of birds population status was made by the European Red List of Birds Consortium (under contract with the European Commission)

The EU27 population trends were assessed using these categories: '+' Increasing, '0' Stable, 'F' Fluctuating, '-' Decreasing, 'xu' Uncertain and 'x' Unknown. The breeding population size is estimated in majority of the cases as 'p' number of pairs. Alternative population units used are: 'males' number of males, 'i' number of individuals, 'cmales' number of calling males and 'bfem' number of breeding females. The winter population size is estimated as number of individuals.

ⁱⁱ **Species trends at the Member State level:** The percentage of the EU27 species population occurring in the Member States (% in EU27) is calculated based on the population size reported by the Member States.

ⁱⁱⁱ **Percentage of coverage by Natura 2000 sites:** In some cases the population size within the Natura 2000 network has been estimated using a different methodology to the estimate of overall population size and this can lead to percentage covers greater than 100%. In such case the value has been given as 100% and highlighted with an asterisk (*). The value 'x' indicates that the Member State has not reported the species population and/or the coverage by Natura 2000. No information is available for Greece and for non-Annex I species in the Czech Republic.