



Charadrius alexandrinus alexandrinus

Black Sea & East Mediterranean/Eastern Sahel

Annex I	Yes-HTL
International action plan	No

Kentish Plover, *Charadrius alexandrinus*, is a species of wader found in wetland, unvegetated or sparsely vegetated land and river and lake ecosystems.

Charadrius alexandrinus has a breeding population size of 10100-16700 pairs and a breeding range size of 186000 square kilometres in the EU27. The breeding population trend in the EU27 is Decreasing in the short term and Decreasing in the long term. *Charadrius alexandrinus* has a winter population size of 10300-22700 individuals in the EU27. The winter population trend in the EU27 is Stable in the short term and Increasing in the long term.

The EU population status of *Charadrius alexandrinus* was assessed as Declining, because EU27 population or range declined by at least 20% since 1980, with continuing decline since 2001.

This factsheet was produced for *Charadrius alexandrinus alexandrinus* [Black Sea & East Mediterranean/Eastern Sahel] population. Also other subspecies/populations of the same species occur within the EU27. The assessment of status at the European level and the introductory text were done at the species level in line with the criteria for assessment of the EU population status.

Assessment of status at the European level

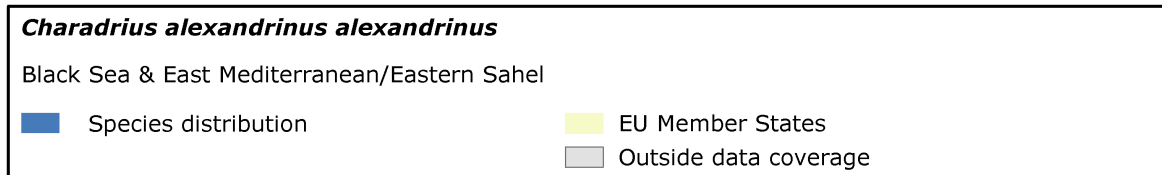
Breeding population size	Breeding population trend		Range area	Breeding range trend		Winter population size	Winter population trend		Population status
	Short term	Long term		Short term	Long term		Short term	Long term	
10100 - 16700 p	-	-	186000			10300 - 22700 i	0	+	Declining

See the endnotes for more informationⁱ

The population status assessment at the EU level was carried out at the species level. The EU status assessment covers following subspecies/populations: *Charadrius alexandrinus alexandrinus* [Black Sea & East Mediterranean/Eastern Sahel], *Charadrius alexandrinus alexandrinus* [West Europe & West Mediterranean/West Africa] (each of them presented in a separate factsheet).

The EU trends were assessed at the species or subspecies level following BirdLife International's current taxonomy. The EU trends assessment covers more former subspecies or populations: *Charadrius alexandrinus alexandrinus* [Black Sea & East Mediterranean/Eastern Sahel], *Charadrius alexandrinus alexandrinus* [West Europe & West Mediterranean/West Africa] (each of them presented in a separate factsheet).

Charadrius alexandrinus alexandrinus [Black Sea & East
Mediterranean/Eastern Sahel]
Report under the Article 12 of the Birds Directive



Charadrius alexandrinus alexandrinus [Black Sea & East

Mediterranean/Eastern Sahel]

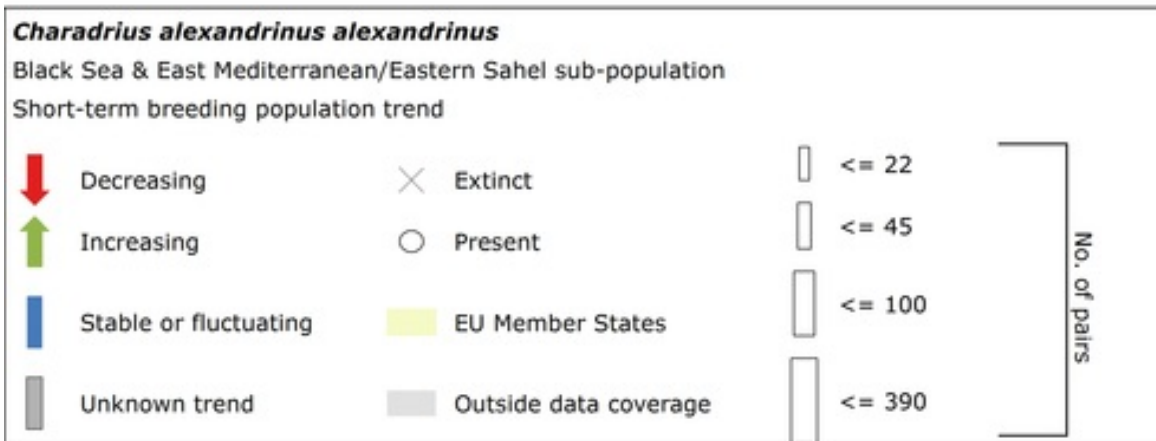
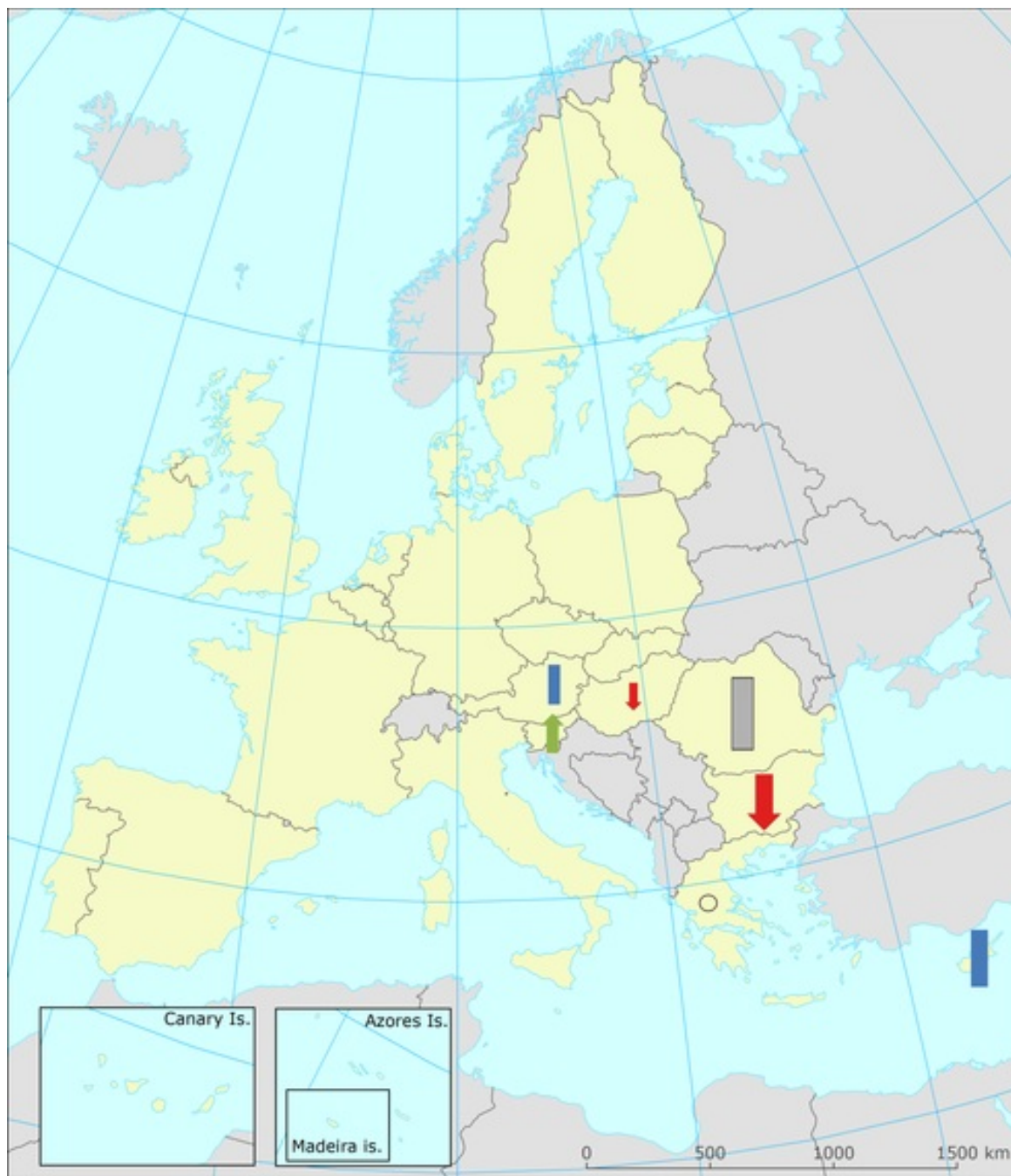
Report under the Article 12 of the Birds Directive

Trends at the Member State level

MS/Ter.	% in EU27	Breeding population size	Breeding population trend		Range area	Breeding range trend		Winter population size	Winter population trend	
			Short term	Long term		Short term	Long term		Short term	Long term
AT	10.0	40 - 45 p	0	+	400	0	0			
BG	15.0	78 - 126 p	-	-	800	0	0			
CY	22.5	35 - 160 p	0	0	1400	0	0	400 - 600 i	+	+
GR										
HU	37.5	0 - 22 p	-	-	1548	-	-			
RO	10.0	300 - 500 p	x	-	5000	-	-			
SI	5.0	30 - 65 p	+	+	107	0	0	0 - 11 i	F	F

See the endnotes for more informationⁱⁱ

Charadrius alexandrinus alexandrinus [Black Sea & East Mediterranean/Eastern Sahel]
 Report under the Article 12 of the Birds Directive



Charadrius alexandrinus alexandrinus [Black Sea & East Mediterranean/Eastern Sahel]
 Report under the Article 12 of the Birds Directive



Charadrius alexandrinus alexandrinus
 Black Sea & East Mediterranean/Eastern Sahel sub-population
 Short-term winter population trend

	Decreasing		Extinct		<= 11] No. of individuals
	Increasing		Present		<= 490	
	Stable or fluctuating		EU Member States		<= n .a.	
	Unknown trend		Outside data coverage		<= n .a.	

Main pressures and threats reported by Member States

For the bird species triggering SPA classification Member States were asked to report the 20 most important pressures and threats using an agreed hierarchical list which can be found on the Article 12 Reference Portal (http://bd.eionet.europa.eu/activities/Reporting/Article_12/reference_portal). Pressures are activities which are currently having an impact on the species and threats are activities expected to have an impact in the near future. The table below only contains information from Member States, where a species triggers SPA classification. Pressures and threats were ranked in three classes 'high, medium and low importance', the table below only shows pressures and threats classed as 'high', for some species there were less than ten pressures and threats reported as highly important.

Ten most frequently reported 'highly important' pressures and threats

Code	Activity	Frequency
J02	Changes in water bodies conditions	33
G01	Outdoor sports, leisure and recreational activities	17
A04	Grazing by livestock	8
C01	Mining and quarrying	8
D01	Roads, railroads and paths	8
E01	Urbanisation and human habitation	8
H01	Pollution to surface waters	8
M01	Abiotic changes (climate change)	8

Proportion of population covered by the Natura 2000 network

For the bird species triggering SPA classification Member States were asked to report the size of a species population occurring within the Natura 2000 network. The percentage of species population covered by the network was estimated by comparing the population size within the network and the total population size.

Percentage of coverage by Natura 2000 sites

MS/territory	season	SPA trigger	% coverage
AT	breeding	YES	100
BG	breeding	YES	27.99
CY	breeding	YES	89.64
CY	winter	YES	79.06
HU	breeding	YES	100
RO	breeding	YES	62.37
SI	breeding	YES	98.32
SI	winter	NO	

See the endnotes for more informationⁱⁱⁱ

Most frequently reported conservation measures

For the bird species triggering SPA classification Member States were asked to report up to 20 conservation measures being implemented for this species using an agreed list which can be found on the Article 12 Reference Portal. Member States were further requested to highlight up to five most important ('highly important') measures; the table below only shows measures classed as 'high', for many species there were less than ten measures reported as highly important.

Ten most frequently reported 'highly important' conservation measures

Code	Measure	Frequency
6.1	Establish protected areas/sites	53
6.3	Legal protection of habitats and species	20
4.2	Restoring/improving the hydrological regime	13
2.1	Maintaining grasslands and other open habitats	7
7.1	Regulation/ Management of hunting and taking	7

This information is derived from the Member State national reports submitted to the European Commission under Article 12 of the Birds Directive in 2013 and covering the period 2008-2012. More detailed information, including the MS reports, is available at:

<http://bd.eionet.europa.eu/article12/summary?period=1&subject=A682-B> .

ⁱ **Assessment of status at the European level:** The EU assessments of birds population status was made by the European Red List of Birds Consortium (under contract with the European Commission)

The EU27 population trends were assessed using these categories: '+' Increasing, '0' Stable, 'F' Fluctuating, '-' Decreasing, 'xu' Uncertain and 'x' Unknown. The breeding population size is estimated in majority of the cases as 'p' number of pairs. Alternative population units used are: 'males' number of males, 'i' number of individuals, 'cmales' number of calling males and 'bfem' number of breeding females. The winter population size is estimated as number of individuals.

ⁱⁱ **Species trends at the Member State level:** The percentage of the EU27 species population occurring in the Member States (% in EU27) is calculated based on the population size reported by the Member States.

ⁱⁱⁱ **Percentage of coverage by Natura 2000 sites:** In some cases the population size within the Natura 2000 network has been estimated using a different methodology to the estimate of overall population size and this can lead to percentage covers greater than 100%. In such case the value has been given as 100% and highlighted with an asterisk (*). The value 'x' indicates that the Member State has not reported the species population and/or the coverage by Natura 2000. No information is available for Greece and for non-Annex I species in the Czech Republic.