



Aquila adalberti

Annex I	Yes
International action plan	SAP

Spanish Imperial Eagle, *Aquila adalberti*, is a species of day-flying bird of prey found in heathland and shrub ecosystems. It is endemic to Europe, where its entire global range is restricted to central and south-western Iberia. This species occurs in alluvial plains and dunes in the Guadalquivir marshes, plains and hills in central Spain, and high mountain slopes in the Sistema Central and other areas of Portugal, where there is an absence of irrigated farmland. It nests only on trees, typically in the crown (European Red List 2015).

In the EU27, *Aquila adalberti* is only found in Spain and Portugal and has a breeding population size of 360-380 pairs and a breeding range size of 68600 square kilometres in the EU27. The breeding population trend in the EU27 is Increasing in the short term and Increasing in the long term. *Aquila adalberti* has a winter population size of 900-1000 individuals in the EU27. The winter population trend in the EU27 is Increasing in the short term and Increasing in the long term.


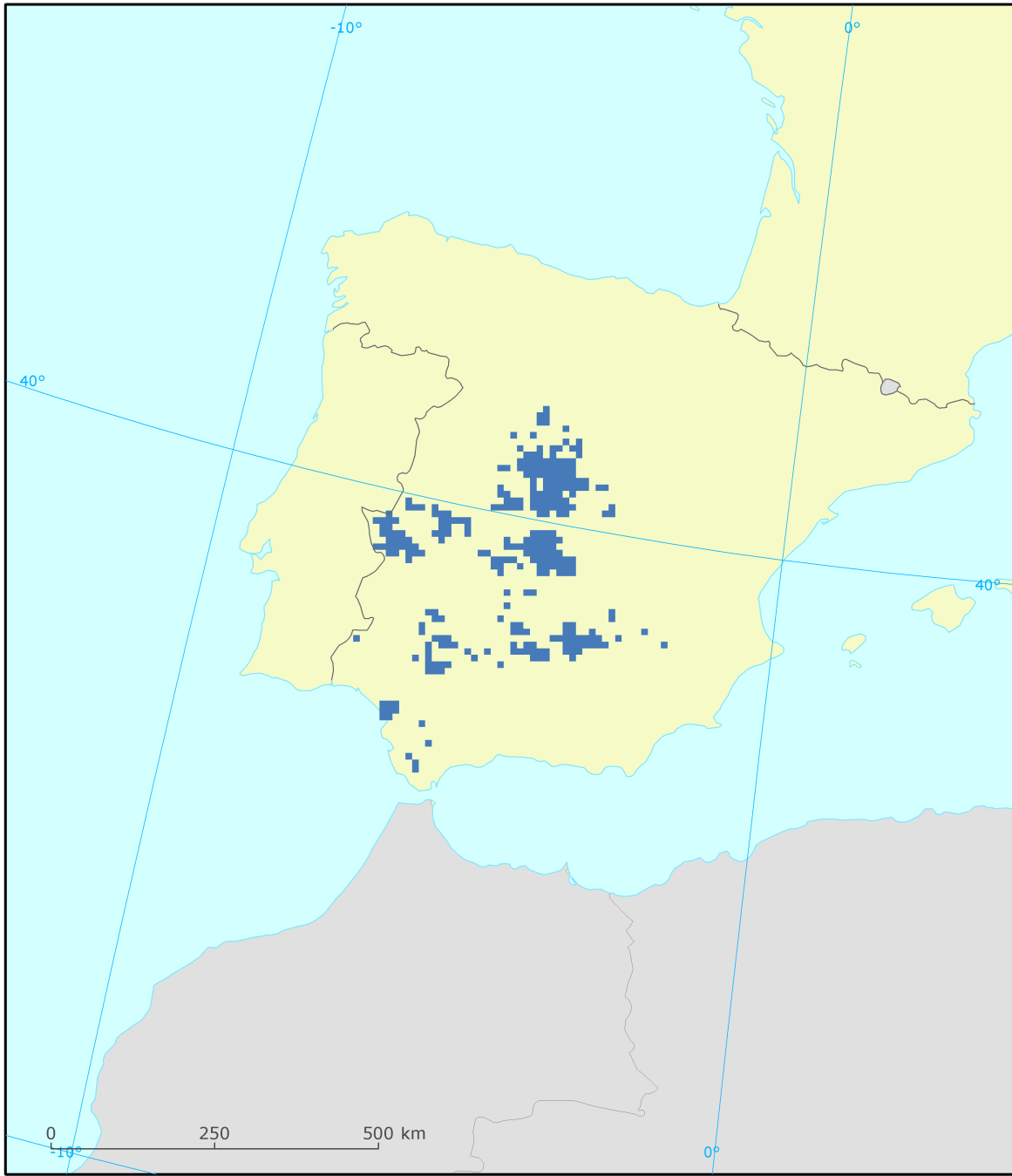
The EU population status of *Aquila adalberti* was assessed as Threatened, as the species meets one or more of the IUCN Red List criteria for threatened at the EU27 scale.

Assessment of status at the European level

Breeding population size	Breeding population trend		Range area	Breeding range trend		Winter population size	Winter population trend		Population status
	Short term	Long term		Short term	Long term		Short term	Long term	
360 - 380 p	+	+	68600	+	+	900 - 1000 i	+	+	Threatened

See the endnotes for more informationⁱ

Aquila adalberti
Report under the Article 12 of the Birds Directive



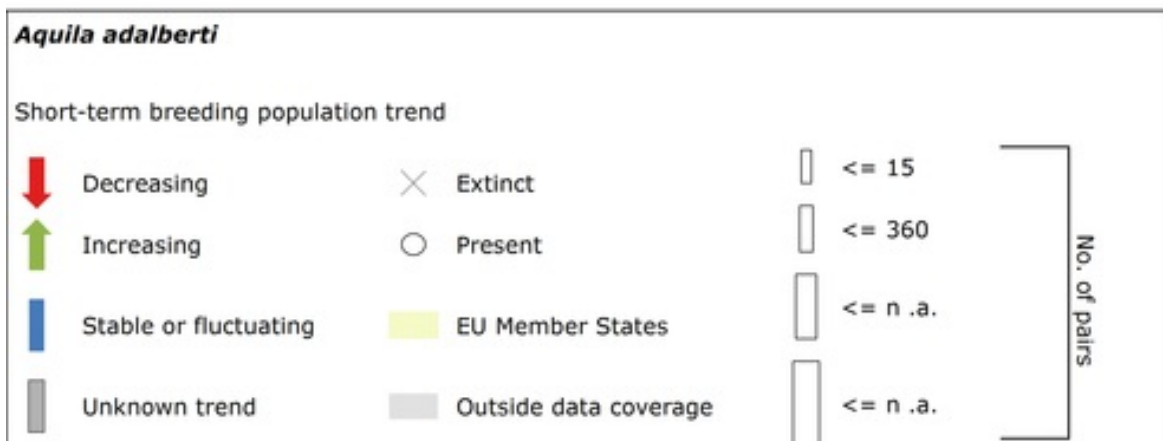
Trends at the Member State level

MS/Ter.	% in EU27	Breeding population size	Breeding population trend		Range area	Breeding range trend		Winter population size	Winter population trend	
			Short term	Long term		Short term	Long term		Short term	Long term
ES	96.8	358 - 358 p	+	+	67156	+	+	900 - 1000 i	+	+
PT	3.2	11 - 18 p	+		1500	+				

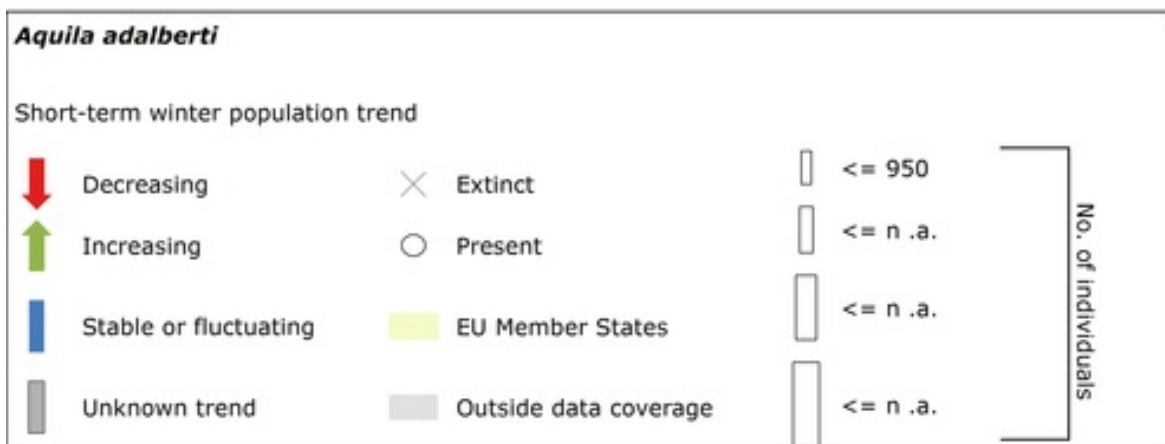
See the endnotes for more informationⁱⁱ

Aquila adalberti

Report under the Article 12 of the Birds Directive



Aquila adalberti
 Report under the Article 12 of the Birds Directive



Main pressures and threats reported by Member States

For the bird species triggering SPA classification Member States were asked to report the 20 most important pressures and threats using an agreed hierarchical list which can be found on the Article 12 Reference Portal (http://bd.eionet.europa.eu/activities/Reporting/Article_12/reference_portal). Pressures are activities which are currently having an impact on the species and threats are activities expected to have an impact in the near future. The table below only contains information from Member States, where a species triggers SPA classification. Pressures and threats were ranked in three classes 'high, medium and low importance', the table below only shows pressures and threats classed as 'high', for some species there were less than ten pressures and threats reported as highly important.

Ten most frequently reported 'highly important' pressures and threats

Code	Activity	Frequency
D02	Utility and service lines/pipelines	30
F03	Hunting and collection of terrestrial wild animals	30
J03	Other changes to ecosystems	30
B07	Other forestry activities	10

Proportion of population covered by the Natura 2000 network

For the bird species triggering SPA classification Member States were asked to report the size of a species population occurring within the Natura 2000 network. The percentage of species population covered by the network was estimated by comparing the population size within the network and the total population size.

Percentage of coverage by Natura 2000 sites

MS/territory	season	SPA trigger	% coverage
ES	breeding	YES	67.87
ES	winter	YES	67.89
PT	breeding	YES	55.05

See the endnotes for more informationⁱⁱⁱ

Most frequently reported conservation measures

For the bird species triggering SPA classification Member States were asked to report up to 20 conservation measures being implemented for this species using an agreed list which can be found on the Article 12 Reference Portal. Member States were further requested to highlight up to five most important ('highly important') measures; the table below only shows measures classed as 'high', for many species there were less than ten measures reported as highly important.

Ten most frequently reported 'highly important' conservation measures

Code	Measure	Frequency
7.4	Specific single species or species group management measures	23
6.1	Establish protected areas/sites	15
6.3	Legal protection of habitats and species	15
6.4	Manage landscape features	15
3.2	Adapt forest management	8
6.0	Other spatial measures	8
7.1	Regulation/ Management of hunting and taking	8
8.2	Specific management of traffic and energy transport systems	8

This information is derived from the Member State national reports submitted to the European Commission under Article 12 of the Birds Directive in 2013 and covering the period 2008-2012. More detailed information, including the MS reports, is available at:

<http://bd.eionet.europa.eu/article12/summary?period=1&subject=A405> .

ⁱ **Assessment of status at the European level:** The EU assessments of birds population status was made by the European Red List of Birds Consortium (under contract with the European Commission)

The EU27 population trends were assessed using these categories: '+' Increasing, '0' Stable, 'F' Fluctuating, '-' Decreasing, 'xu' Uncertain and 'x' Unknown. The breeding population size is estimated in majority of the cases as 'p' number of pairs. Alternative population units used are: 'males' number of males, 'i' number of individuals, 'cmales' number of calling males and 'bfem' number of breeding females. The winter population size is estimated as number of individuals.

ⁱⁱ **Species trends at the Member State level:** The percentage of the EU27 species population occurring in the Member States (% in EU27) is calculated based on the population size reported by the Member States.

ⁱⁱⁱ **Percentage of coverage by Natura 2000 sites:** In some cases the population size within the Natura 2000 network has been estimated using a different methodology to the estimate of overall population size and this can lead to percentage covers greater than 100%. In such case the value has been given as 100% and highlighted with an asterisk (*). The value 'x' indicates that the Member State has not reported the species population and/or the coverage by Natura 2000. No information is available for Greece and for non-Annex I species in the Czech Republic.